

VII. *On new and little-known Lagriidae and Pedilidae.*
By GEORGE CHARLES CHAMPION, F.Z.S.

[Read June 7th, 1916.]

PLATES LXIII, LXIV.

THE present paper, based upon material in the British Museum, contains descriptions of various new genera allied to *Ictistygna*, *Diacalla*, and *Egestria*, Pascoe. Five species are added to the first-named genus and three to *Eurygenius*, Laferté, and the very numerous unidentified *Macratræ* in the same collection are named or described. Specimens captured by Mr. H. L. or H. E. Andrewes in India, by Commander Walker in China and Australia, and by Mr. G. E. Bryant in Australia, Borneo, Brazil, etc., have also been examined, as well as a few interesting forms belonging to the Oxford University Museum and some others recently sent me by Mr. H. J. Carter of Sydney. *Ictistygna* and the genera with closed anterior acetabula, *i. e.* with the cavities closed by the inward extension of the prothoracic epimera, are retained for the present under Lagriidae, though in other respects they are extremely like *Eurygenius*, *Stereopalpus*, and other Pedilids, all of which have definitely open coxal cavities. *Egestria* forms a sort of connecting-link between the Lagriidae and Pedilidae, as it has the inferior basal margin of the prothorax extending inward behind the anterior coxae; but the prothoracic epimera do not meet, and therefore the cavities, it seems to me, must be regarded as open. This character, however, cannot be seen till the prothorax is completely detached.

NEW GENERA AND SPECIES DESCRIBED.

LAGRIIDAE.

Egestriomima (n. gen.), for *Egestria albilineata*, Carter, Australia.
" *fulvipennis*, Australia.
Ictistygna macleayi, Queensland.
" *fasciata*, Australia.
" *biformis*, N.S. Wales.
" *laticollis*, Australia.
" *tenuis*, W. Australia.
Ictistygna (n. gen.) *filicornis*, Brazil.
Diacallina (n. gen.) *multiforis*, W. Africa.

PEDILIDAE.

Egestrina (n. gen.) *canescens*, W. Australia.
Macratriomima (n. gen.) *lobigera*, New Guinea.
Eurygenius villosus, Colombia.
" *arizonensis*, Arizona.
" *scoparius*, Nilgiri Hills.
Macratræ wallacei, Waigiou.
" *giloloana*, Gilolo.
" *leucozona*, Borneo.
" *albofasciata*, Assam.

NEW GENERA AND SPECIES DESCRIBED (*continued*).

PEDILIDAE.	
<i>Macratria linita</i> , Ceylon and ? Java.	<i>Macratria atricolor</i> , Burma.
„ <i>dichroa</i> , Bengal	„ <i>pumilio</i> , Borneo.
„ <i>punctigera</i> , Borneo.	„ <i>parvula</i> , Philippine Is.
„ <i>flavipalpis</i> , Philippine Is.	„ <i>erythrocephala</i> , Victoria.
„ <i>flavicornis</i> , Assam.	„ <i>macrophthalma</i> , Queensland.
„ <i>dilatocollis</i> , Perak and Penang.	„ <i>carteri</i> , N.S. Wales.
„ <i>cirrata</i> , Perak.	„ <i>duboulayi</i> , Champion Bay.
„ <i>rubiginosa</i> , Perak.	„ <i>permagna</i> , Natal.
„ <i>rufescens</i> , Burma.	„ <i>rugulipennis</i> , Mashonaland.
„ <i>nilgirica</i> , Nilgiri Hills.	„ <i>cordata</i> , Natal.
„ <i>semperi</i> , Philippine Is.	„ <i>ruficollis</i> , Natal.
„ <i>dentipes</i> , Macassar and Celebes.	„ <i>complanata</i> , Colombia.
„ <i>celebensis</i> , Celebes.	„ <i>scabrida</i> , Brazil.
„ <i>marginata</i> , Perak.	„ <i>fissiceps</i> , Colombia.
„ <i>setigera</i> , Darjeeling.	„ <i>egaensis</i> , Amazons.
„ <i>longipennis</i> , Burma.	„ <i>truncata</i> , Brazil.
„ <i>nigerrima</i> , Burma.	„ <i>crassimanus</i> , Brazil.
	„ <i>frontalis</i> , Amazons.

LAGRIIDAE.

EGESTRIOMIMA, n. gen.

Head oblong-subquadrate, abruptly constricted into a short neck behind, the anterior portion short and obliquely narrowed, the epistoma confused with the front; labrum prominent, transverse; eyes finely faceted, distant from one another and from the base of the head, feebly sinuate in front, oblique as seen in profile; terminal joint of maxillary palpi long, cultriform, that of the labial palpi small, oval, obliquely truncate at tip; antennae slender, the terminal joint not elongated; prothorax long, constricted into a short neck in front, and transversely grooved within the basal margin; scutellum triangular; elytra elongate, confusedly punctate; anterior coxae large, conical, contiguous, the cavities rather broadly closed behind by the inward extension of the prothoracic epimera; intermediate coxae well separated; ventral segments 1-5 subequal in length; legs long, rather slender; tibiae with short strong spurs; penultimate tarsal joint bilobed, the claws long, simple; body elongate, narrow, villose and setose.

Type, *Egestria albilineata*, Carter.

This genus includes an insect agreeing with the description of the species selected as the type and an allied form, both Australian. *E. albilineata* superficially resembles the type of *Egestria*, *E. taeniata*, Pasc., from Queensland; but the former has the anterior acetabula completely closed behind, and it must therefore be transferred to Lagriidae. The head, moreover, is longer than in any of the Pedilids known to me, and the eyes are placed far from the base.

1. **Egestriomima albilineata.** (Plate LXIII, figs. 1, ♂;
1a, genital armature.)

Egestria albilineata, Carter, Proc. Linn. Soc. N.S.W. xxx,
p. 189 (1905).

Hab. NEW SOUTH WALES (*Mus. Brit.*), Gosford [type
in coll. Carter], Clarence River (*ex coll. Pascoe*).

A narrow, elongate, shining, bronze-black insect, with the antennae in great part testaceous; thickly clothed above with white or cinereous and blackish-brown, adpressed, pubescence intermixed with long, erect, blackish hairs, the white pubescence on the elytra condensed into a narrow, sharply defined, sutural stripe and an oblique, broader vitta extending from the shoulder to near the apex, the broader stripes usually coalescent with the sutural one posteriorly; the under surface closely set with long, decumbent, white hairs; the legs villose. The head is rounded at the sides posteriorly, and broadly depressed in the middle anteriorly. The antennal joints decrease a little in length towards the tip, 11 being about as long as 10. The prothorax is arcuately dilated at the sides before the middle and subcylindrical thence to the base, the fine median groove being usually traceable. The elytra are gradually narrowed from the base in ♂, and subparallel in ♀; rather coarsely, confusedly punctate, the interspaces closely, minutely punctulate. The fifth ventral segment is emarginate at the apex in ♂, and the penis-sheath is bisagittate (somewhat as in *Eurygenius arizonensis*, Champ.), when viewed in profile.

2. **Egestriomima fulvipennis**, n. sp.

♂. Elongate, narrow, shining, black, the antennae in part and the elytra testaceous; thickly clothed above with long, adpressed, fulvous pubescence, with longer, erect, bristly hairs intermixed, the latter black on the head and prothorax and pallid on the elytra; the long hairs on the under surface whitish, those on the legs in great part fuscous. Head oblong-subquadrate, broadly depressed in the middle anteriorly, with intermixed minute and larger punctures; antennae slender [outer joints missing]. Prothorax narrower than the head, elongate, subcylindrical, arcuately dilated at the sides before the middle, punctured like the head, obsoletely canalliculate on the disc. Elytra long, narrowed from the base; rather coarsely, confusedly punctate, the interspaces minutely punctu-

late. Fifth ventral segment emarginate. Penis-sheath bisagittate, the upper portion strongly acuminate at the tip.

Length 7, breadth 2 mm.

Hab. AUSTRALIA, Queensland border (*Blackburn*).

One male, sent me many years ago by Blackburn. Two similarly-coloured examples—one in the Museum labelled "Melbourne," acquired in 1853, the other from Inverell, N.S.W. (*J. Stephen*), recently received from Mr. Carter—with the elytra subparallel in their basal half, are probably females of the same species; but they have the fifth ventral segment deeply excavate down the middle, a character usually indicative of the male.

ICTISTYGNA, Pascoe.*

Eurigeniomorphus, Pic, Le Naturaliste, 1897, p. 25.

This genus was based upon a single species, several others being now known, all Australian, the sexes of some of them being very different. Pascoe noted the closed anterior coxal cavities, and for that reason referred *Ictistygna* to Lagriidae. The resemblance to the Pedilid genera *Diacalla* and *Egestria* is certainly very striking, and unless the coxae are pushed forward it is scarcely possible to see whether the acetabula are closed or open. The tibiae are conspicuously denticulate or setulose externally in all the species, this being especially noticeable on the intermediate pair. The six before me may be tabulated thus:—

- a. Tibiae denticulate externally; head and prothorax more coarsely punctate.
 - a¹. Body black in ♂ (the elytra reddish-brown in *I. adusta*, type), brown in ♀.
 - a². Head and prothorax more coarsely punctate.
 - a³. Legs red; elytra coarsely, rugosely punctate; antennae long in ♂ *adusta*, Pasc.
 - b³. Legs black; elytra coarsely, subconfluently punctate; antennae shorter in ♂; [♀ unknown] *macleayi*, n.sp.
 - b². Head and prothorax finely punctate.
 - c³. Elytra fasciate, dull *fasciata*, n. sp.
 - d³. Elytra with suture infusate, shining *biformis*, n. sp.

* Incorrectly placed by me as a synonym of *Eurygenius*, Laf., in Ann. Soc. Ent. Belg. xlii, p. 77 (1898).

- a². Body black, elytra in both sexes reddish brown, the latter foveolato-punctate . . . *laticollis* n. sp.
 b. Tibiae setulose externally; head and prothorax densely, finely punctate; antennae slender; body brown in both sexes *tenuis*, n. sp.

1. *Ictistygna adusta*. (Plate LXIII, fig. 2, ♂, var. *rugosa*, Pic.)

♂. *Ictistygna adusta*, Pasc., Journ. Ent. ii, p. 492 (1866).

♀. *Ictistygna vetula*, Pasc., loc. cit.

♂♀. *Eurigeniomorphus rugosus*, Pic, Le Naturaliste, 1897, p. 25.

? *Egestria rubicunda*, Macl., Proc. Linn. Soc. N.S.W. (2) ii, p. 323 (1888).

Var. ♂. Elytra black with a slight brassy lustre.

Hab. NEW SOUTH WALES [types of Pascoe and Pic], Sydney district, Manly, Richmond River, Illawarra, Caramba, Springwood.

Pascoe's types are the sexes of the same species, these differing in colour, and in the shape of the elytra, as in *I. biformis*. The males are sometimes almost wholly black (the ferruginous legs excepted), as in Pic's type of *E. rugosus*, that of *I. adusta* and of another specimen sent me by Mr. Carter having reddish-brown elytra as in the female, which has the body entirely of that colour. The elytra are narrowed from the base in the male, and broader and subparallel in the female. Pic's description of the tarsal claws is obviously due to an error of observation.* The elytral sculpture is very coarse and subconfluent. The fifth ventral segment is angularly produced and ciliate in the middle at the apex, and the penis-sheath long and slender in the male. The intermediate tibiae are curved and coarsely denticulate externally in both sexes. The four females from Richmond River are larger and duller than the rest, and have a broader head and a longer third joint to the antennae: they may belong to a different species. The length varies from 6½–13, and the breadth from 2 (♂)–4 (♀) mm. *E. rubicunda*, Macl., from Cairns (length 3½ lin.), may be a ♀ of *I. adusta*?

* The broad terminal tarsal joint mentioned by him must be the lobed penultimate one.

2. *Ictistygna macleayi*, n. sp.

♂. Elongate, narrow, robust, shining, thickly clothed, the legs included, with long, soft, erect cinereous hairs intermixed with scattered decumbent pubescence; black, the elytra with a faint brassy lustre, the antennae in part and the tips of the tarsi ferruginous. Head transverse, moderately large, hollowed at the base, densely, confluent punctate, the eyes large, distant, the head well developed behind them; antennae slender, joints 2 and 4-8 subequal in length, 3 more elongate [9-11 missing]. Prothorax transversely globose, slightly wider than the head, the neck-like anterior portion moderately long, the transverse basal groove deep; closely impressed with shallow, rounded, umbilicate punctures. Elytra long, narrowing from the base, somewhat produced at the tip; closely impressed with longitudinally confluent, coarse, foveiform punctures, the narrow interspaces almost smooth. Tibiae denticulate on their outer edge, the intermediate pair curved.

Length 6-7, breadth $1\frac{2}{3}$ -2 mm.

Hab. QUEENSLAND (*Mus. Brit. and ex coll. F. Bates*).

Two males. About the same size as *I. adusta* (♂), the prothorax shaped much as in *I. laticollis*. The shorter and more slender antennae, the more transverse prothorax, the larger and less confluent foveiform punctures on the elytra, and the black legs, separate *I. macleayi* from the same sex of *I. adusta*. A longer and more robust insect than *I. biformis*, with the upper surface more coarsely sculptured. The elytra are relatively narrower at the base than in *I. laticollis*; the punctures are a little smaller than in the latter, and here and there confluent as in *I. adusta*. *Egestria hirtipennis*, Macl., from Russell River (length 2 lin.), must be an allied form, but it can scarcely be the female of the present species. The Moreton Bay female provisionally referred to *I. laticollis* has larger and less confluent punctures on the elytra.

3. *Ictistygna fasciata*, n. sp.

Moderately elongate, opaque, the elytra somewhat shining, thickly clothed with adpressed pallid pubescence intermixed with long, soft, erect, yellowish and brown hairs; black, the head in front and at the sides rufous, the elytra reddish-brown, the apical half nigro-piceous in ♂, each with a patch near the suture just below the base and a transverse post-median fascia (widening outwards and not reaching the suture) fuscous in ♀, the antennae (the extreme tip excepted), palpi and legs testaceous or ferruginous, the femora in

great part nigro-piceous, the tibiae infusate towards the apex in ♂; the head and prothorax densely, finely, the elytra coarsely, punctate, the interspaces on the latter closely punctulate. Head subquadrate, broadly extended on each side behind the eyes, the latter prominent and rather large; antennae slender, moderately long, joints 3-10 very gradually decreasing in length, 2 shorter than 3, 11 slightly longer than 10. Prothorax about as wide as the head (with the eyes), transverse, rounded at the sides anteriorly and rapidly narrowed to the transverse basal groove, the neck in front narrow and sharply defined, the disc with an indication of a smoother median line. Elytra moderately long, much wider than the prothorax, narrowing from the base in ♂, subparallel in their basal half in ♀, transversely depressed below the base, the punctures well separated. Legs rather short; tibiae denticulate externally.

Length 6-7, breadth $1\frac{3}{4}$ - $2\frac{1}{10}$ mm. (♂ ♀.)

Hab. NEW SOUTH WALES (*ex coll. Pascoe*: ♂, type); QUEENSLAND (*ex H. J. Carter*: ♀).

Two specimens, the female received from Mr. Carter in time to be included in this paper. This insect has the general facies of a Clerid. It is the only known species with fasciate elytra. *I. fasciata* is a little larger than *I. biformis*, ♀, and has the prothorax less narrowed posteriorly, the eyes more prominent, and the elytra less shining, with the puncturing more diffuse. The prothoracic epimera do not quite meet along the median line, nevertheless the cavities cannot be described as open.

4. *Ictistygna biformis*, n. sp. (Plate LXIII, figs. 3, ♂; 4, ♀.)

♂. Elongate, narrow, shining, clothed (the legs included) with intermixed decumbent hairs and long, erect or laterally projecting, bristly hairs; black with a greenish or aeneous lustre, the two basal joints of the antennae testaceous. Head large, transverse, densely punctate, transversely depressed in front, well developed behind the eyes, the latter moderately large, distant, small as seen from beneath; maxillary palpi long, stout, the terminal joint securiform; antennae moderately long, slender, slightly tapering outwards, joint 2 shorter than 3, 3-11 subequal in length. Prothorax convex, transversely cordate, about as wide as the head, and with a rather long, narrow, abrupt neck in front, densely punctate, the basal groove conspicuous. Elytra moderately long, narrowed from the base, transversely depressed on the disc anteriorly, coarsely, closely, confusedly punctate. Beneath more shining, sparsely, minutely punctate. Legs rather slender; tibiae irregu-

larly denticulate externally; tarsi with the penultimate and antepenultimate joints widened.

♀. Broader and larger, the elytra (the suture excepted), palpi, legs, and about joints 1-4 of the antennae, reddish-brown or testaceous; the eyes smaller; the elytra subparallel in their basal half.

Length 4-7, breadth $1\frac{1}{10}$ - $2\frac{1}{10}$ mm. (♂ ♀.)

Hab. NEW SOUTH WALES, Sydney, Botany, Mosman, Illawarra, National Park.

Not uncommon in the Sydney district, in August, September, and October, to judge from the numerous specimens captured there by Mr. H. J. Carter, Commander J. J. Walker, and Mr. G. E. Bryant. In the series in the Museum there is a pair still "in copula," and a male received more than fifty years ago. This species is much smaller than those named by Pascoe, and apparently undescribed. *Egestria hirtipennis*, and *E. rubicunda*, Macl., are of about the same size as *I. biformis*, and dark brown in colour; but they could not be females of the present insect, as they are each described as having an elongate apical joint to the antennae.

5. *Ictistygna hirtipennis*.

Egestria hirtipennis, Macl., Proc. Linn. Soc. N.S.W. (2) ii, p. 322 (1888).

"Very dark brown, subnitid, very roughly punctured and clothed with soft, erect, cinereous hairs. Head square; eyes prominent; labrum very short; antennae slender, last joint longer than the others; maxillary palpi long, joints triangular with apical angles inwards, last joint longer. Neck narrow, well defined. Thorax transverse, rounded at anterior angles, truncate behind. Elytra broader than thorax, more than three times its length. Base of thighs, tibiae, tarsi, and palpi yellow. Length 2 lin."

Hab. QUEENSLAND, Russell River, in the Cairns district.

Evidently an *Ictistygna* (♀), to judge from the description, but apparently not represented in the material before me. The specimens from Sydney (♂ ♀) sent me by Mr. H. J. Carter under the name *E. hirtipennis* are referable to *I. biformis*. The much smaller size separates *E. hirtipennis* from *I. adusta*.

6. *Ictistygna laticollis*, n. sp.

Elongate, robust, the elytra somewhat shining; clothed with long, soft, erect, brownish and cinereous hairs intermixed with

scattered, short, decumbent pubescence, the legs thickly set with intermixed long and shorter whitish hairs; black, the elytra brown or reddish brown, the basal margin of the prothorax and the tibiae and tarsi (in part) similarly coloured in ♀, the mandibles rufous at the base. Head transverse, large, broadly subtruncate at the base, densely, confluent punctate, the eyes moderately large and somewhat prominent; antennae slender, joints 2 and 4 subequal in length, 3 longer than those following, 11 longer than 10. Prothorax comparatively short, transversely globose, fully as wide as the head, strongly rounded at the sides, the tubulate anterior portion narrow and rather long, the basal groove deep; closely impressed with shallow, rounded umbilicate punctures. Elytra long, rapidly narrowed from the base in ♂, subparallel in ♀, conjointly rounded at the apex, transversely depressed on the disc anteriorly; closely impressed with rather large foveiform punctures which are separate one from another, the narrow, irregularly raised interspaces shining and almost smooth. Tibiae strongly denticulate, all more or less curved in ♀, straighter in ♂.

Length $7\frac{1}{5}$ –11, breadth 2–3 mm. (♂ ♀.)

Hab. NEW SOUTH WALES, Tweed River (*W. W. Froggatt*: ♂, type), Richmond River (*Mus. Brit.*: ♀); QUEENSLAND, Moreton Bay (*Diggles, in Mus. Oxon.*: ♀).

Described from two ♂♂ and one ♀ from N.S. Wales, the Queensland example having testaceous antennae, but doubtless belonging to the same species. Near *I. adusta*, Pasc., but with a much broader and more transverse prothorax, a larger head, larger eyes, shorter antennae, and less confused, foveiform elytral punctuation. *I. (Egestria) rubicunda*, Macl. (type, ♀), from Cairns, must have a longer prothorax.

7. *Ictistygna tenuis*, n. sp. (Plate LXIII, fig. 5, ♂.)

Elongate, narrow (♂), broader (♀), dull, the elytra and under surface shining; brown or ferruginous, the femora and tibiae in part, and the head, prothorax, antennae, metasternum, and abdomen, often more or less infusate; finely cinereo-pubescent, with scattered, intermixed, long, erect, soft hairs, the cinereous pubescence condensed into a narrow median vitta on the prothorax; head and prothorax densely, finely, the elytra coarsely and irregularly, punctate. Head about as wide as the prothorax, well developed behind the moderately large eyes, rounded at the sides posteriorly; antennae very slender, subfiliform, joints 4–10 slightly decreasing in length, 2 shorter than 3, 3 and 4 subequal, 11 scarcely longer

than 10. Prothorax convex, transversely cordate, deeply grooved at the base, narrowly and sharply tubulate in front. Elytra long, narrowed from the base in ♂, subparallel in ♀, depressed on the disc anteriorly, the punctures confusedly arranged and separate one from another. Beneath, minutely punctate; fifth ventral segment emarginate, and the penis-sheath narrow and acuminate, in ♂. Legs long, slender, the tibiae setulose externally.

Length $4\frac{1}{2}$ –9, breadth $1\frac{1}{10}$ – $2\frac{1}{2}$ mm. (♂ ♀.)

Hab. W. AUSTRALIA (*Mus. Brit.*), Champion Bay (*Duboulay*), Swan River (*ex coll. F. Bates*), S. Perth (*H. J. Carter*), Fremantle (*J. J. Walker*: vii. '01).

A long series, including two specimens received by the Museum in 1844. The description is mainly taken from the numerous examples captured by Commander Walker in 1901. It is separable from all the allied forms by the very fine, dense puncturing of the head and prothorax, its elongate, narrow shape, and the comparatively slender limbs. The apical joint of the antennae is not elongated in either sex, the antennae themselves being very slender and subfiliform. It is somewhat remarkable that the species has remained so long undescribed.

ICTISTYGNINA, n. gen.

Head with an abrupt narrow neck; eyes in ♂ extremely large, occupying the whole of the sides of the head, in ♀ much smaller, feebly sinuate in front; mandibles unemarginate at tip; maxillary palpi long, narrow, joint 4 elongate, cultriform, as long as 2; antennae filiform, very long in both sexes, joint 2 extremely short; prothorax transversely cordate, immarginate laterally, narrowly, abruptly tubulate in front, deeply grooved within the basal margin; elytra long, subparallel, confusedly punctate, the epipleura very narrow, incomplete; anterior coxae large, conical, contiguous, the cavities narrowly closed behind by the inward extension of the prothoracic epimera; intermediate coxae separated anteriorly by an extremely narrow laminiform process, the posterior pair also narrowly separated; ventral segments 2–5 subequal in length; legs long, rather slender; tibiae asperate, the spurs short; tarsi with the penultimate joint broadly lobed, the claws rather small, widened at base; body elongate, villose.

Type, *I. filicornis*.

The type of this genus, from Brazil, may be described as a Pediliform Lagriid, the narrowly closed anterior coxal

cavities bringing it into the family Lagriidae, as at present defined in our text-books. The extremely elongate antennae, large eyes, and general facies are suggestive of the Oedemerid genus *Calopus*. The difference in the size of the eyes in the two sexes is somewhat remarkable, as is also the very small second joint to the unusually elongate, filiform antennae, these characters separating the present genus from *Ictistygna*, Pasc., all the species of which are Australian.

1. *Ictistygna filicornis*, n. sp. (Plate LXIII, figs. 6, ♂; 6a, antenna.)

Elongate, rather narrow, somewhat flattened above, the head and prothorax opaque, the rest of the surface shining, clothed with intermixed decumbent pallid pubescence and long soft erect hairs; obscure ferruginous, the elytra, palpi, antennae, and legs testaceous or brownish-testaceous, the eyes black. Head narrowed behind the eyes, densely scabroso-punctate; eyes coarsely faceted, nearly reaching the base of the head and almost contiguous above in ♂, much smaller and separated by fully half their own width as seen from above in ♀; antennae shortly pilose, slender, as long as the body in ♂, shorter in ♀, joints 3-10 elongate, equal in length, 11 longer than 10 and constricted at about one-third from the tip. Prothorax barely as wide as the head in ♂, along the median line (with the narrow neck) about as long as broad, densely, finely, scabroso-punctate, much rounded at the sides before the middle, narrowed behind, the hind angles obtuse. Elytra long, much wider than the prothorax, gradually narrowed from the base in ♂, subparallel in their basal half in ♀, coarsely, closely punctate. Beneath sparsely, finely punctate; fifth ventral segment deeply arcuato-emarginate in ♂.

Length $7\frac{1}{2}$ - $8\frac{1}{2}$, breadth $1\frac{9}{10}$ - $2\frac{1}{10}$ mm. (♂ ♀.)

Hab. BRAZIL, Rio de Janeiro (*Fry*: ♂ ♀), Tejuca (*J. Gray*, 1857: ♀).

Two males and two females, the latter now wanting a portion of the antennae. *I. filicornis* superficially resembles a large pallid example of *Ictistygna tenuis*, from W. Australia, and it is similarly sculptured above; the prothorax, too, is of the same shape, except that the narrow basal portion is less dilated laterally in the American insect. The Indian Pedilid here described under the name *Eurygenius brunneus* is also not unlike *I. filicornis*, but the latter has the anterior coxal cavities closed behind,

DIACALLINA, n. gen.

Head moderately large, feebly developed behind the eyes, with a stout, sharply defined, cylindrical neck, the epistoma confused with the front; labrum short, broad; eyes very large, transverse, subapproximate above, distant beneath, feebly sinuate in front; mandibles bent inward from about the middle, stout, unemarginate at tip; maxillary palpi stout, joints 2 and 3 triangular, 4 broad, securiform; antennae slender, joint 11 constricted beyond the middle and slightly elongated; prothorax subcordate, immarginate laterally, margined at the base, constricted and tubulate in front; elytra long, closely seriato-punctate, the epipleura narrow, complete; prosternum not separated from the propleura; anterior coxae large, conical, contiguous, the cavities closed behind by the inward extension of the prothoracic epimera; intermediate coxae almost contiguous; metasternum deeply sulcate from before the middle to the apex; ventral segments subequal in length, the intercoxal process narrow, lanciform; legs stout; tibiae asperate, with strong spurs; tarsi with a broadly lobed penultimate joint, the claws long, widened at the base; body villose, coarsely sculptured.

Type, *D. multiforis*.

The W. African species forming the type of this genus has the general facies of a Clerid. It is very like *Diacalla*, type *D. comata*, Pasc., from Queensland; differing from that insect in the closed anterior coxal cavities, the very large eyes, the stout maxillary palpi, the stronger tibial spurs, the broadly lobed penultimate joint to the tarsi, and the seriate arrangement of the closely packed foveiform punctures on the elytra. The whole insect is strongly villose. The roughened tibiae are suggestive of *Ictistygna*.

1. ***Diacallina multiforis***, n. sp. (Plate LXIII, figs. 7, ♂; 7a, antenna.)

Elongate, robust, rather convex, moderately shining; piceous or reddish-brown, the prothorax, antennae, tibiae, tarsi, and metasternum nigro-piceous or piceous, the femora ferruginous at the base; sparsely clothed with long, decumbent, fulvous or cinereous hairs, those on the head and prothorax still longer and erect, the legs with numerous very long hairs intermixed. Head densely, rugosely punctate, arcuately narrowed behind the eyes, the latter extremely large in ♂, a little smaller in ♀, somewhat narrowly separated; antennae moderately long, joint 2 shorter than 3, 3-10 long, obconic, subequal, 11 considerably longer than 10, con-

stricted at a little beyond the middle. Prothorax transversely cordate, wider than the head in ♂, transversely depressed before the basal groove, closely impressed with rather large, rounded, umbilicate punctures. Elytra elongate, much wider than the prothorax, subparallel in ♀, gradually narrowed from the base in ♂; with closely packed rows of coarse, deep, foveiform punctures, the narrow interstices shining and transversely confluent. Beneath closely, the ventral segments more sparsely, punctate; fifth ventral segment slightly emarginate in ♂; aedeagus broad, deeply sulcate above, produced into a narrow, dorsally thickened knob at the tip. Tibiae coarsely asperate, the intermediate pair feebly curved.

Length 9–12, breadth $2\frac{1}{2}$ –3 mm. (♂ ♀.)

Hab. W. AFRICA, Old Calabar (*ex coll. Murray*), Sierra Leone (*Mus. Brit.*).

Five specimens, including two males, the examples from Sierra Leone acquired by the Museum in 1867, all somewhat broken.

PEDILIDAE.

DIACALLA, Pascoe.

This genus, type *D. comata*, Pasc., was at first referred to Lagriidae, and subsequently, on account of the widely open anterior coxal cavities, transferred (in 1871) by the author to Pedilidae. The diagnosis was made from a single ♀ example, and a ♂ mentioned as possibly belonging to the same species. Both sexes are represented in the material before me, showing that *Diacalla* is scarcely distinguishable from *Egestria*, except by general facies (the entire upper surface being very coarsely punctate in *Diacalla*), and by the form of the terminal joint of the maxillary palpi—securiform in *Diacalla*, long and cultriform in *Egestria*—and the still longer apical joint of the antennae in the male.

1. *Diacalla comata*. (Plate LXIII, figs. 8, ♂; 8a, antenna.)

Diacalla comata, Pasc., Journ. Ent. ii, p. 46, pl. 2, fig. 6 (♀), (1863).

♂. Antennae with joint 11 fully as long as 8–10 united, somewhat bent at the middle; elytra rapidly narrowed from the base. Aedeagus thickened at the tip above.

Hab. QUEENSLAND, Moreton Bay.

I have seen six specimens of this species: the type, a similarly-coloured castaneous ♀ from "Queensland," and four from Moreton Bay (♂ in *Mus. Oxon.*, ♂♂♀ in *Mus. Brit.*), almost wholly black. The sexes differ like those of *Egestria taeniata*, except that the apical joint of the ♂ antenna is much more elongate in *D. comata*. Pascoe's rough figure gives no idea of the very coarse puncturing of the upper surface, the punctures on the head and prothorax being rounded and umbilicate. The length varies from $7\frac{1}{4}$ –11 mm.

EGESTRIA, Pascoe.

The type of this genus is *E. taeniata*, the second species, *E. suturalis*, Pasc., the two sexes of which are now known, having the terminal joint of the antennae very little longer than the tenth. Both have a long, cultriform apical joint to the maxillary palpi, the only character separating them from *Diacalla*, the supposed differences in the form of the intercoxal process of the abdomen having no real existence. *E. hirticollis* and *rubicunda*, Macl., as stated above, are certainly referable to *Ictistygna*, Pasc., which has the anterior coxal cavities closed behind by the inward extension of the prothoracic epimera; *E. albilineata*, Carter, and *E. sulcicollis*, Blackb., are also here transferred to other genera. In both species of *Egestria*, but more distinctly so in *E. suturalis*, the inferior basal margin of the prothorax is seen to be complete, when the prothorax is completely detached.

1. *Egestria taeniata*.

♂♀. *Egestria taeniata*, Pasc., Ann. and Mag. Nat. Hist. (4) viii, p. 358, pl. 14, fig. 9 (♂) (1871).

♀. *Egestria griseolineata*, Fairm., Le Naturaliste, i, p. 70 (1879).

Egestria pallitibra, Fairm., loc. cit.

Hab. QUEENSLAND, Rockhampton, Peak Downs, Gawler.

A variable insect, the males averaging much smaller than the females and having the elytra narrowed from the base. The oblique stripe of pallid pubescence on each elytron, which is usually confluent with the one on the opposite wing-case before the apex, varies in development;

and in a large nearly black female from Gawler (*ex coll. Pascoe*) it is only just traceable. In a male sent me many years ago by Blackburn the stripes are broad and separate throughout. The median groove on the prothorax is sometimes obsolete. The penis-sheath of the ♂ is distinctly angulate at some distance before the apex beneath, showing an approach towards the sagittiform structure observable in *Eurygenius*. The apical joint of the antennae is considerably elongated, and constricted at the middle, in both sexes.

2. *Egestria suturalis*. (Plate LXIII, fig. 9, ♂.)

♀. *Egestria suturalis*, Pasc., loc. cit., p. 359.

Hab. N. AUSTRALIA [type] and NEW SOUTH WALES.

Described from a single example, ♀. There are two males of it in the Museum, from the F. Bates collection, labelled N.S. Wales, and Mr. Carter has recently sent me another from the same locality. The apical joint of the antennae is not elongated in this insect in either sex. The penis-sheath of the ♂ is more distinctly angulate beneath than in the same sex of *E. taeniata*.

EGESTRINA, n. gen.

Terminal joint of maxillary palpi oblong-subtriangular; antennae short, the outer joints obconic, the apical one ovate; head broad, well developed behind the widely separated, rather prominent eyes, the latter subtruncate in front; prothorax oblong-cordate, constricted at the middle, with a very short neck in front; elytra long, confusedly punctate; legs moderately long; anterior coxal cavities open behind; the other characters as in *Egestria*, Pasc.

Type, *Egestria sulcicollis*, Blackb.

If *Egestria* is to be retained as distinct from *Diacalla*, *E. sulcicollis*, and an allied form from Swan River, cannot be included in the same genus, on account of the less elongate apical joint of the maxillary palpi. This character also separates the two Australian insects from *Stereopalpus*, Laf., the typical N.-American species of the latter having a similar uniform vestiture. *Egestrina* is not unlike the Chilean genus *Mitraelabrus*, Sol.; but the latter has a much longer head, a cultriform apical joint to the maxillary palpi, a small penultimate joint to the tarsi, etc.

1. *Egestrina sulcicollis*. (Plate LXIV, fig. 10, ♂.)

Egestria sulcicollis, Blackb., in Horn's Exped. pt. 2, p. 281 (1896).

Hab. CENTRAL AUSTRALIA, Ayer's Rock [type]; WEST AUSTRALIA (*Duboulay*).

The type of this species is now in the British Museum, which also possesses two similar examples (♀) from W. Australia. The specific name is misleading, the median groove on the prothorax being only just traceable.

2. *Egestrina canescens*, n. sp.

Moderately elongate, rather broad, robust, shining (when denuded); black, with a greenish lustre above, the basal joints of the antennae in part and the anterior tarsi rufescent; thickly and uniformly clothed with rather long, decumbent pubescence, which is flavo-cinereous above and whitish on the under surface and legs, the head and prothorax also with a few intermixed long, erect, fuscous hairs; the head and prothorax densely, finely, the elytra more coarsely, punctate. Head broad, the eyes moderately large; antennae rather slender, about reaching the humeri, joint 3 much longer than 2, 4-10 gradually becoming stouter, 11 ovate, a little longer than 10. Prothorax as wide as the head, about as long as broad, the sides rounded and somewhat dilated before the median constriction, subparallel at the base, the basal groove narrow. Elytra much wider than the prothorax, moderately long, subparallel in their basal half. Legs rather stout.

Length 7, breadth 2 mm. (♀?)

Hab. W. AUSTRALIA, Swan River (*ex coll. Pascoe*).

One specimen, somewhat imperfect. Broader and more robust than *E. sulcicollis*, Blackb., the vestiture denser, the elytra more closely and not so coarsely punctate, the eyes larger, the femora and tibiae almost black. The upper surface has a greenish lustre in *E. canescens*, instead of cupreous or brassy as in *E. sulcicollis*. This is doubtless one of the unnamed insects mentioned by Pascoe in 1871 in his remarks on *Egestria*.

MACRATRIOMIMA, n. gen.

Head small, flattened, truncate behind, and with a rather narrow, short neck, the frontal suture distinct, the eyes small, widely separated, distant from the base; terminal joint of maxillary palpi ovate, the

other joints narrow; antennae short, slender, the terminal joint ovate; prothorax long, abruptly constricted at the middle, with a very short neck in front; elytra long, confusedly punctate; anterior coxal cavities open behind; tarsi about as long as the tibiae, the penultimate joint short, lobed, not wider than the preceding, the basal joint of the posterior pair about as long as 2-4 united, the claws simple.

Type, *M. lobigera*.

A single species from New Guinea forms the type of this genus. It superficially resembles a *Macratris*, but is more nearly related to *Egestria* and *Egestrina*. The comparatively small head, with rather narrow neck; the short, slender antennae, with a slightly elongated, ovate apical joint; the simple maxillary palpi, with ovate terminal joint; the mesially constricted, long, convex prothorax, with short neck in front; and the peculiarly armed posterior tibiae of the male, are its chief characters.

1. *Macratriomima lobigera*, n. sp. (Plate LXIV, fig. 11, ♂.)

♂. Elongate, rather convex, shining, thickly clothed (the legs included) with long decumbent hairs, the head and prothorax also with long, scattered, erect or projecting setae intermixed, those behind the eyes very conspicuous, the hairs on the elytra brown, the others cinereous; nigro-piceous with a slight brassy lustre, the palpi, the basal half of the antennae, and the tarsi in part, testaceous. Head closely, finely punctate, smoother in the middle posteriorly; antennae about reaching the base of the prothorax, joints 3-5 subequal, longer than those following, 2 a little shorter than 3, 6-10 subtriangular, equal in length, 11 one-half longer than 10, ovate. Prothorax slightly wider than the head, the posterior portion subparallel-sided and narrower than the transversely globose anterior portion; densely, roughly punctate, finely but distinctly canaliculate down the middle, and with a complete narrow basal groove. Elytra somewhat convex, flattened on the disc anteriorly, moderately elongate, rather broad, widest at the middle; closely, coarsely, confusedly punctate, without trace of striae. Legs long, the femora moderately clavate; posterior tibiae bowed, broadly and obliquely lobed at the base within, and also armed with a compressed sharp tooth just below this. Penis-sheath stout, long, acuminate.

Length (excl. pygid.) 5, breadth $1\frac{1}{2}$ mm.

Hab. NEW GUINEA (*Sayer, ex coll. Sharp*).

Described from a single male, remounted many years ago for examination by Dr. Sharp. A second somewhat

crushed male from the same source, apparently not quite mature, has the anterior and intermediate legs and the base of the posterior femora testaceous, the elytra dark brown, and the vestiture paler. These insects appear to have been obtained by the expedition sent to New Guinea by the Australian botanist Baron von Mueller in the early "eighties."

EURYGENIUS, Laferté.

Species from America, E. Africa, India, Madagascar, etc., have been referred to this genus, which doubtless now requires revision. Casey restricted it, in 1895, to the type, *E. reichei*, Laf., from Brazil, and placed the various N.-American forms under three new generic names. Five species from Central America were described by myself in 1890, one of which (*E. uniformis*) would doubtless be better placed elsewhere. Two now added are closely related to the type. One other, from the Nilgiri Hills, is provisionally referred to the same genus.

1. *Eurygenius villosus*, n. sp.

♂. Elongate, depressed, moderately shining (when denuded), clothed with scattered, adpressed, pallid hairs, which are condensed into a few small spots on the elytra, and also thickly set (the legs included) with long, soft, pallid, erect or projecting setae; reddish-brown, the head, prothorax, and under surface a little darker, the antennae (the infusate joints 1 and 2 excepted) and legs ferruginous. Head narrowed and feebly developed behind the eyes, densely, the neck coarsely, punctate; eyes extremely large, slightly sinuate in front, somewhat narrowly separated anteriorly; terminal joint of maxillary palpi long, stout, securiform; antennae slender, extending to a little beyond the humeri, joint 1 long, 2 much shorter than 3, 3-11 moderately elongate, slightly decreasing in length. Prothorax about as long as broad, barely as wide as the head, rounded at the sides anteriorly and gradually narrowed posteriorly, densely punctate, except along the narrow smooth median groove, the basal groove placed very near the margin, the neck in front narrow. Elytra long, much wider than the prothorax, depressed, closely, coarsely punctate throughout, the punctures becoming a little larger and more oblong towards the base.

Length 8, breadth $2\frac{1}{5}$ mm.

Hab. COLOMBIA (*ex coll. Fry*).

One specimen. Very near the North Mexican *E.*

horridus, Champ., ♂, but with more approximate eyes, the maxillary palpi stouter, and with a longer terminal joint, the elytra shorter, more depressed, and more coarsely punctate posteriorly; the vestiture a little sparser.* The head and eyes are shaped much as in the Brazilian *E. reichei*, Laf., as figured by its describer.

2. **Eurygenius arizonensis**, n. sp.

♂. Elongate, depressed, moderately shining, clothed with rather long, fine, decumbent, cinereous pubescence which is here and there condensed into small patches on the elytra, the head and prothorax with intermixed long, soft, erect hairs; piceous, the elytral epipleura and tarsal claws, and sometimes the antennae and palpi in part, testaceous. Head broad, densely punctate, feebly developed behind the eyes, the latter extremely large, slightly sinuate in front, and separated by a little less than the width of one of them as seen from above; antennae rather short, very slender, joint 2 obconic, stouter than 3, 3-10 decreasing in length, 3 twice as long as 2, 11 a little longer than 10; terminal joint of maxillary palpi narrow, long, subcultriform. Prothorax nearly as wide as the head, along the median line about as long as broad, rounded at the sides anteriorly and gradually narrowing thence to the base, the hind angles obtuse, the collar sharply defined; closely, confluent punctate, without trace of median groove. Elytra moderately long, very gradually narrowed from the base, coarsely, confusedly punctate. Fifth ventral segment emarginate at the tip. Penis-sheath sagittiform at the tip beneath. Tibial spurs short. Penultimate tarsal joint very small, triangular.

Length $5\frac{1}{2}$ -7, breadth $1\frac{1}{2}$ -2 mm.

Hab. NORTH AMERICA, Florence, Arizona (*C. R. Biederman*: vii. '03).

Four males, sent me by Dr. Skinner in 1913, and subsequently presented to the British Museum. Smaller and less elongate than *E. mexicanus*, Champ., the head much less developed behind the eyes, the latter extremely large, the antennae shorter, the palpi more slender, the elytra more shining and not so closely punctate. The Guatemalan *E. crinitus* has the head broader at the base than in the present species and the prothorax canaliculate. *E. arizonensis* approaches Casey's section *Retocomus*; but as the

* A smaller and narrower ♂ (now without antennae), from the Bowring collection, labelled "N. Hebrid.," with the eyes less approximate and not so large, probably belongs to the same species: this insect is almost certainly of American origin.

latter is described as having prominent tempora, deeply emarginate eyes, a triangular apical joint to the maxillary palpi, etc., the insect before me cannot be very nearly related to any of the five species he placed under that name.

3. **Eurygenius scoparius**, n. sp. (Plate LXIV, figs. 12, ♂; 12a, abdomen.)

Elongate, depressed, moderately shining, clothed with rather long, fine, decumbent, cinereous pubescence, the head and prothorax with intermixed longer erect hairs; reddish-brown or obscure ferruginous, the femora, antennae, and tarsi usually paler, the eyes and the tips of the mandibles black. Head narrowed and feebly developed behind the eyes, rugosely punctate, the eyes very large, feebly arcuato-emarginate in front, separated by about their own width as seen from above; joint 4 of maxillary palpi oblong-subtriangular; antennae pilose, long, slender, joint 2 much shorter than 3, 3-11 long, subequal. Prothorax about as wide as the head, transversely cordate, deeply grooved within the basal margin, the hind angles obtuse, the short collar in front rounded anteriorly; closely impressed with small, rounded, umbilicate punctures, and sometimes with an indication of a smooth median line. Elytra long, flattened, much wider than the prothorax, subparallel, rounded at the tip, densely, finely, confusedly punctate. Beneath closely, finely, the sides of the metasternum coarsely, punctate; abdomen in ♂ with a broad, oblong brush of long, decumbent fulvous hairs arising from before the middle of the first ventral segment and extending down the second segment to its hind margin. Tarsi with a broadly lobed penultimate joint, the claws rather small.

Length 7-10½, breadth 2-3⅓ mm. (♂ ♀.)

Hab. INDIA, Nilgiri Hills (*Andrewes*).

Six specimens, varying in size, including two males. This species differs from *Eurygenius*, as figured by Laferté, in having a broader penultimate joint to the tarsi and smaller claws; nevertheless, it can remain under the same genus for the present. The dense, fine punctuation of the upper surface is suggestive of *Scraptia*, and the ♂-ventral brush is very like that of *Eurypus* and its allies. *Steriphodon* (?) *indicum*, Pic, from Ramnad, is probably an allied smaller form.

MACRATRIA, Newman.

Fifty-four species of this genus are here enumerated or described, thirty-nine being treated as new, and remarks

are made upon the additional material examined of some of the known forms. A fresh description is given of such species of which the identification is at all doubtful.* The Central-American *Macratræ* (10) were dealt with by me in 1890, and those of Japan (5) by G. Lewis in 1895. From that date onwards about fifty species of the genus have been named or described by Pic, in innumerable scattered papers. Very few of these insects appear to be represented in the collections before me. The genus *Macratræ* is a particularly difficult one to deal with, owing to the great similarity of the species from widely distant regions, and to the absence in most of them of external sexual characters. In three, however, the anterior or posterior tibiae are toothed or modified in the ♂, and the prothorax in one of these is also deeply excavate on each side on the anterior part of the disc in the same sex. A few others have the apical joint of the ♂-antenna elongated, as in *Lagræa*. The greatly thickened basal joint of the anterior tarsi (looking at first sight like a fractured portion of the tibia), not necessarily a ♂-character, in some of the Tropical American forms is noteworthy, and is doubtless indicative of arboreal habits. The males dissected exhibit remarkably specific distinctions in the genital armature; but no attempt has been made to examine these characters generally, the material being much too scanty for the purpose. A trifid apex to the pygidium in the ♀ of one species was noticed by me in 1890, and two others with a somewhat similar structure are here recorded. *M. fulvipes*, Pasc., described in 1860, still remains unique in the Museum.

Oriental, Indo-Malayan, or Austro-Malayan Species.†

The numerous forms enumerated from these regions may be grouped thus:—

a. Antennal joints 9–11 elongated: species larger, upwards of 3 mm. in length.

a¹. Elytra with definite rows of punctures.

a². Body black, with metallic lustre. . . . Nos. 1, 2.

* The (pinned) type of the genus, *M. linearis*, Newm., badly figured by the author, is contained in the Museum, but I have not ventured to examine it thoroughly.

† Including New Guinea.

- b*². Body black, subopaque; antennae long and stout No. 3.
- c*². Body black, more or less shining; elytra cinereo- or albo-fasciate, or with denser pubescence in the post-basal depression*. Nos. 4-9.
- d*². Body partly rufescent; elytra more or less fasciate or maculate Nos. 10-13.
- e*². Body black, shining; elytra not maculate . Nos. 14-17.
- f*². Body piceous, brown, or ferruginous.
- a*³. Elytral interstices without setigerous punctures.
- a*⁴. Elytra unicolorous Nos. 18-30.
- b*⁴. Elytra testaceous, with suture darker; head and prothorax narrow No. 31.
- b*³. Elytral interstices with conspicuous setigerous punctures No. 32.
- b*¹. Elytra without definite rows of punctures; body black. Nos. 33-35.
- b*. Antennal joints 9-11 shorter, 10 transverse: species small, length not over $2\frac{4}{5}$ mm.; elytra not or feebly striate Nos. 36, 37.

1. *Macratria beccarii*.

?*Macratria beccarii*, Pic, Ann. Mus. Genova, xl, p. 597 (1900).

Elongate, moderately robust, shining, sparsely clothed with long, adpressed, cinereous hairs; black, with a metallic blue lustre in certain lights, the maxillary palpi (the infusate apical joint excepted) and mandibles, the antennal joints 1-6 or 7 (in one specimen, ♀, at the base only), and the tips of the tarsi, more or less testaceous, the femora sometimes ferruginous at the base. Head a little longer than broad, nearly or quite as wide as the prothorax, considerably developed behind the moderately large eyes, rounded and emarginate at the base, closely, minutely punctate; antennae long, slender, with joints 9-11 stouter and greatly elongated, 3-8 decreasing in length in ♂, 9 about three times the length of 8, 11 slightly longer than 10. Prothorax elongate, strongly attenuate anteriorly, not compressed on the flanks posteriorly, closely, finely punctate, the basal groove sharply defined. Elytra moderately long, much wider than the prothorax, gradually narrowed from the base, flattened on the disc; closely punctate, the punctures on the anterior half coarse,

* Except in *M. bicincta*, Mars., var.

shallow, and arranged in regular rows, becoming fine towards the apex, the narrow interspaces somewhat convex. Pygidium in ♀ (?) deeply notched at the tip and subcarinate down the middle in front of the emargination, that of ♂ (?) subtruncate at the tip, simple. Legs stout; basal joint of anterior tarsi much thickened in both sexes.

Length $4\frac{3}{4}$ –6 mm.

Hab. NEW GUINEA, Korido, Geelvink Bay (*Beccari*: type); MORTY; BATCHIAN; GILOLO.

The above description is taken from six specimens in the Museum, all probably collected by Wallace, including a pair from Batchian, those with a truncated pygidium assumed to be males. They differ from *M. beccarii*, according to Pic's diagnosis, in having much darker legs; but as these limbs frequently vary in colour in the allied species, no importance need to be attached to this character. His variety *submetallica* is said to be larger, and to have a more robust, broader prothorax, and therefore seems to be more nearly related to *M. wallacei*, from Waigiou, which has joints 1–8 of the antennae much stouter and almost wholly black, the prothorax rounded and less attenuate in front, etc.

2. *Macratria wallacei*, n. sp. (Plate LXIV, fig. 13, ♂, antenna.)

Elongate, robust, shining, sparsely clothed with rather long, adpressed, brownish-cinereous hairs; black, with a metallic bluish lustre in certain lights, the legs nigro-piceous, the mandibles and the maxillary palpi, and the basal joints of the antennae in part, testaceous. Head as long as broad, much narrower than the prothorax considerably developed behind the comparatively small eyes, rounded at the sides posteriorly, and feebly emarginate at the base, closely, minutely punctate; antennae rather long, comparatively stout, joints 4–8 gradually widened, slightly longer than broad, 9–11 elongate and much thickened, together about the length of 3–8 united, 9 more than twice the length of 8, 11 very little longer than 10. Prothorax convex, greatly developed, oblong-oval, not compressed on the flanks posteriorly, rather coarsely, closely punctate, the basal groove sharply defined. Elytra moderately long, much wider than the prothorax, narrowed from the base, separately rounded at the apex, flattened on the disc; rather sparsely punctate, the punctures on the anterior half coarse, shallow, and arranged in regular rows, becoming fine towards the apex, the narrow interstices

somewhat convex. Pygidium feebly sinuate at the tip. Legs stout; basal joint of anterior tarsi much thickened, that of the posterior pair curved.

Length $6\frac{2}{3}$ mm. (σ ?)

Hab. WAIGIOU (*Wallace*).

One specimen. A robust, submetallic, black insect, with a narrow, basally emarginate head, rather small eyes, an oblong, broad, non-constricted prothorax, peculiarly formed, almost wholly black antennae, stout legs, and distinctly striato-punctate, posteriorly narrowed elytra. *M. beccarii*, v. *submetallica*, and *M. loriae*, Pic, from New Guinea, must come near the present insect.

3. *Macratria forticornis*,

? *Macratria forticornis*, Pic, Le Naturaliste, 1897, p. 159.

Elongate, robust, broad, subopaque, thickly clothed with adpressed brown hairs, the vestiture of the legs and under surface cinereous; black, the two basal joints of the maxillary palpi testaceous, the anterior and intermediate femora to near the apex, and the posterior femora in front, testaceous or rufescent. Head about as long as broad, much narrower than the prothorax, considerably developed behind the comparatively small rounded eyes, subtruncate and feebly emarginate at the base, closely, minutely punctate; antennae setulose, long, stout, widened and compressed from the third joint, joints 3-8 about as broad as long, 9-11 subequal and greatly elongated, each about three times the length of 8; apical joint of the maxillary palpi very long, cultriform. Prothorax oblong-oval, broad, not compressed on the flanks posteriorly, densely scabroso-punctate and obsoletely canaliculate, the basal groove well defined. Elytra long, much wider than the prothorax, gradually narrowing from the base, hollowed along the suture posteriorly; very densely scabroso-punctulate, and also with rows of fine punctures to beyond the middle, the interstices obsoletely costate externally. Pygidium broad, trifid at the apex, and with a deep fovea on each side before the tip, the foveae limited inwards by a short longitudinal ridge. Legs stout.

Length $[5\frac{1}{2}-]6\frac{1}{5}$ mm. (σ ?)

Hab. NEW GUINEA, Andai [type].

The example now described, from the Pascoe collection, was probably found by Wallace, but the locality-label attached to it is illegible. The insect agrees, however, so

nearly with Pic's description of *M. forticornis* that there can be little doubt as to its identification. *M. wallacei*, from Waigiou, has a similarly shaped head and prothorax, and black antennae, these organs being longer and broader in the present species; *M. forticornis*, moreover, is a longer and larger insect, with the upper surface densely sculptured and subopaque, instead of shining and submetallic as in *M. wallacei*.

4. *Macratria subguttata*.

♀. *Macratria subguttata*, Pasc., Journ. Ent. i, p. 56 (1860).

♂. Elongate, narrow, shining, rather sparsely clothed with long, fine, adpressed, cinereous hairs, the elytra with a faint transverse fascia of whitish hairs at some distance below the base; black, the labrum, palpi, antennae (the infusate joints 9-11 excepted), and tarsi in part (joint 1 of the posterior pair excepted), testaceous, the rest of the legs in great part piceous. Head rather large, rounded posteriorly, without occipital groove, closely, minutely punctate, with a narrow smooth space down the middle; eyes very large, oval, distant; antennae very long, slender, joints 9-11 moderately thickened, 9 and 10 subequal, each slightly longer than those preceding, 11 straight, nearly three times as long as 10. Prothorax narrower than the head, convex, elongate-oval, obliquely compressed on the flanks posteriorly, the basal groove deep; closely, finely punctate. Elytra moderately long, considerably wider than the head, gradually narrowing from the base, transversely depressed anteriorly; closely, finely punctate, finely striato-punctate to about the middle, the submarginal stria nearly reaching the apex. Lateral lobes of aedeagus long, parallel-sided, obtuse and undilated at tip. Legs long, rather slender, the femora strongly clavate; joint 1 of the anterior tarsi thickened and that of the posterior pair curved; posterior tibiae simple.

Length $4\frac{1}{5}$ mm.

Hab. BATCHIAN (*Wallace*).

Pascoe's diagnosis of this species is almost too brief for the purposes of identification. The ♂, now described in detail, received by the Museum in 1862, is narrower than the ♀ type from the same island, and wants the faint second whitish fascia on the elytra; the ♀ also has shorter antennae, with joint 11 not longer than 9 and 10 united. The genitalia are partly extruded in the ♂, a pair of long, straight, widely-separated processes being visible, these partly covering two shorter curved appendages.

5. *Macratria gestroi*. (Plate LXIV, fig. 14, ♂, head in profile.)

? *Macratria gestroi*, Pic, Ann. Mus. Genova, xl, p. 598 (1900).

Elongate, narrow, very shining, rather sparsely clothed with fine, adpressed, yellowish or cinereous hairs, the elytra with a denser transverse fascia of white hairs at about the basal third (not reaching the suture) and an evanescent patch of similar hairs on the disc towards the apex, the prothorax also with some white hairs at the base; black, the labrum, palpi, antennae (the more or less infusate apical three joints excepted), tarsi (joint 1 of the posterior pair excepted), and in one specimen the anterior and intermediate femora and pygidium also, testaceous. Head about as long as broad, moderately large, rapidly narrowing behind the large eyes, very sparsely minutely punctate, smooth down the middle, arcuately (♀) or subangularly (♂) produced at the base, without trace of occipital sulcus; antennae long, very slender, joints 9–11 thickened and elongated in ♂, 11 nearly as long as 9 and 10 united. Prothorax a little narrower than, in the ♀ about as broad as, the head, convex, oblong-oval, attenuate in front, obliquely compressed on the flanks posteriorly, the basal groove deep; sparsely, minutely punctate. Elytra comparatively short, gradually narrowing from the base; rather sparsely, finely punctate, the punctures coarser and seriatly arranged down the anterior half, the interstices feebly costate externally. Lateral lobes of aedeagus long, widened outwards, bifurcate at tip. Legs long, rather slender, the femora strongly clavate; basal joint of anterior tarsi subcylindrical; posterior tibiae slightly sinuate within in ♂.

Length 4–4½ mm. (♂ ♀.)

Hab. NEW GUINEA (Wallace, in *Mus. Oxon.*, ♂ ♀, and *Mus. Brit.*, ♂), Dilo (*Dr. Loria*: type).

The three specimens obtained by Wallace seem to be referable to *M. gestroi*, Pic, or its var. *obscuripes*,* so far as can be judged from the brief description. They are smoother, more shining, and a little less elongate than *M. subguttata*, Pasc., from Batchian; the head is more rapidly narrowed behind the eyes, and more or less produced in the middle at the base, the basal portion being subangular and polished in the male; the antennae are less elongate; the prothorax is more sparsely and much more finely punctate, etc.

* Nec *M. obscuripes*, Pic, *Mélanges exot.-entom.* iv, p. 12 (1912).

6. *Macratria giloloana*, n. sp. (Plate LXIV, fig. 15, ♂, posterior leg.)

♂. Elongate, rather narrow, very shining, sparsely clothed with fine, adpressed, brownish and cinereous hairs, the elytra with a faint whitish fascia on the disc below the base; black, the labrum, mouth-parts, palpi, antennae (the infusate terminal three joints excepted), and tarsi in part, testaceous. Head as long as broad, rapidly, arcuately narrowing behind the very large eyes, rounded at the base, sparsely, finely punctate, smooth along the middle, the occipital groove wanting; antennae long, slender, joints 9-11 slightly thickened, 9 and 10 not longer than those preceding, 11 nearly as long as 9 and 10 united. Prothorax convex, narrow, elongate-oval, attenuate in front, obliquely compressed on the flanks posteriorly, the basal groove deep; finely punctate. Elytra moderately long, much wider than the prothorax, gradually narrowing from the base; finely punctate, and also rather coarsely striato-punctate to near the apex, the interstices feebly costate externally. Pygidium entire. Lateral lobes of aedeagus angularly dilated at the apex within, truncate and feebly emarginate at the tip. Legs very long; basal joint of anterior tarsi narrow, subcylindrical, that of posterior pair much elongated; posterior tibiae subangularly dilated before the middle within, and there bearing several long projecting hairs.

Length 5 mm.

Hab. GILOLO (*Wallace, in Mus. Oxon.*).

One male, in good condition, acquired in 1868 by the Hope Museum at Oxford. Larger and more elongate than *M. gestroi*, with longer limbs, the head (♂) differently shaped, the eyes larger, the posterior tibiae subangularly dilated before the middle and bearing several long projecting hairs. The lateral lobes of the aedeagus are very similarly shaped in the two insects, and quite different from those of *M. subguttata*, Pasc., the last-named species having still longer antennae, with a more elongate apical joint, a shorter head, more closely punctured upper surface, simple posterior tibiae, etc.

7. *Macratria bicincta*.

♂. *Macratria bicincta*, Mars., Tijdschr. voor Ent. xxv, p. 56 (1881).

Terminal joint of antennae in ♂ about as long as 8-10, in ♀ not longer than 9 and 10, united, 8 and 9 each elongate and equal in

length in the two sexes; fifth ventral segment transversely depressed in the middle at apex in ♂.

Var.? The elytral fasciae wanting.

Hab. PHILIPPINE IS., Luzon [type], Pulo Batu (*Semper, in Mus. Brit.*).

Amongst the ten examples of this species in the Museum (eight of which were obtained by Semper), there are three males, also a pair from Luzon; the immaculate specimen (♀), also from Luzon, has slightly longer elytra, the head more rounded behind, and the occipital groove a little deeper than in the rest. *M. bicincta* is a rather large, robust form, with interruptedly albo- or flavo-bifasciate, closely punctate, feebly striate elytra; a somewhat oval head, with a short, shallow occipital groove behind; large eyes; slender antennae, with joints 9–11 thickened and 11 greatly elongated in ♂; a long, roughly sculptured prothorax; stout legs, and a broad basal joint to the anterior tarsi. The males are narrower than the females and have the pygidium subtruncate at the tip; the femora and tibiae vary in colour, as in several of the allied species. *M. pubescens*, Pic, from Balabac Island, near Borneo, would appear to have a still longer terminal joint to the antennae in ♂.

8. *Macratria leucozona*, n. sp. (Plate LXIV, fig. 16, ♂.)

Moderately elongate, narrow, shining (when denuded); closely, finely pubescent, the vestiture in great part fuscous, except along the basal margin of the prothorax, on a common, broad, dense post-basal fascia on the elytra, and on the greater part of the under surface, where it is white or cinereous; black, the antennae, mouth-parts, palpi, tarsi (joint 1 of the posterior pair excepted), and anterior tibiae (except at the base), testaceous. Head rather small, convex, obconic, very minutely, diffusely punctate, the occipital groove short, deep, the eyes comparatively small, distant from the base; maxillary palpi long, stout, the terminal joint large, cultriform; antennae slender, joints 9–11 thickened, 9 and 10 each a little longer than 8, 11 in ♂ about as long as the two preceding united. Prothorax convex, narrow, elongate-oval, attenuate in front, densely, roughly punctate, the basal groove hidden by the fringe of white hairs. Elytra moderately long, much wider than the head, gradually narrowing from the base, closely, somewhat roughly punctate, and also feebly punctato-striate on the anterior half of the disc, the seriate punctures scarcely coarser than the others, the interstices

almost flat. Femora moderately clavate. Basal joint of anterior tarsi thickened, that of the posterior pair curved.

Length $3\frac{1}{2}$ –4 mm. (♂ ♀.)

Hab. BORNEO, Mt. Matang, alt. 1000 feet, W. Sarawak (*G. E. Bryant*, xii. '13).

Seven specimens. An elegant little insect, shining black, with testaceous antennae, palpi, and tarsi, the elytra with a common, broad, post-basal, whitish fascia, the head rather small, obconic, the eyes small, the antennae slender, etc. The elytral sculpture is similar to that of *M. nankinea*, Pic. *M. griseosellata*, Fairm., from Hué, *M. biguttata*, Pic, from Sumatra, *M. testaceicornis*, Pic, from Celebes, and *M. birmanica*, Pic, from Bhamo, appear to be somewhat similarly maculate forms.

9. *Macratria albofasciata*, n. sp.

Moderately elongate, narrow, rather dull (till abraded), thickly clothed with fine, brown, adpressed pubescence, the prothorax with intermixed cinereous hairs at the base, the elytra with a transverse cinereous fascia (not reaching the suture) at about the basal third; black, the maxillary palpi (the infusate apical joint excepted), mouth-parts, joints 1–8 of the antennae, and the apices of the tarsi testaceous, the tip of the antennae rufescent. Head about as long as broad, scarcely wider than the prothorax, subtruncate and deeply excised at the base, densely, minutely punctate; eyes moderately large, distant; antennae rather long, slender, joints 9–11 much longer and stouter than those preceding, 9 and 10 equal, subtriangular, 11 nearly as long as the two preceding united. Prothorax oblong-oval, obliquely compressed on the flanks posteriorly, densely scabroso-punctulate, the basal groove deep. Elytra moderately long, considerably wider than the head, subparallel in their basal half, the transverse post-basal depression deep; densely, finely punctate, and also with rows of fine punctures to beyond the middle. Basal joint of anterior tarsi thickened, that of the posterior pair curved.

Length $3\frac{4}{5}$ mm. (♀?)

Hab. ASSAM, Patkai Mts. (*Doherty*).

One specimen, in very fresh condition. Separable from the insects here referred to *M. gestroi*, Pic, by the densely punctulate, duller, closely pubescent surface, the shorter antennae, the subtruncate, deeply notched base of the head, the scabrous prothorax, the subparallel, finely

striato-punctate, rectifasciate elytra, and the stouter basal joint of the anterior tarsi, the tarsi themselves darker. The seriatly-arranged punctures on the elytra are very little coarser than those of the interstices.

10. *Macratria linita*, n. sp.

Moderately elongate, narrow, rather depressed, shining, somewhat sparsely clothed with adpressed greyish hairs; piceous or obscure ferruginous, the head, the anterior portion of the prothorax, and an elongate patch extending down the disc of each elytron from a little below the base, more or less rufescent, the palpi, mouth-parts, antennae, and legs (the posterior femora and tibiae in part excepted) testaceous. Head rather broad, well-developed behind the moderately large eyes, rounded at the sides posteriorly, and subtruncate at the base, very minutely punctate, the occipital groove short; antennae moderately long, slender, joints 9-11 elongated and thickened, 11 nearly (♀) or quite (♂) as long as 9 and 10 united. Prothorax oval, as wide as the head, rather convex, obliquely compressed on the flanks posteriorly; densely scabroso-punctate, the basal groove deep. Elytra moderately long, much wider than the prothorax, subparallel; closely, finely punctulate and also with rows of coarser punctures on the disc, the interstices scarcely raised. Pygidium rounded at tip. Legs long; basal joint of anterior tarsi much thickened, that of the posterior pair curved.

Length $3\frac{1}{2}$ mm.

Hab. CEYLON (*Thwaites*: type, ♀); ? JAVA (*ex Bowring*: ♂).

Two specimens, received in 1867 and 1863 respectively, the "Javan" habitat requiring confirmation. Near *M. nankinea*, Pic, differing from it in having an elongate rufescent patch on the disc of each elytron, the terminal three joints of the antennae longer, and the vestiture uniform. *M. limbata*, Pic, from Sumatra, may be an allied form?

11. *Macratria nankinea*.

Macratria nankinea, Pic, L'Échange, xxv, p. 109 (1909).

Hab. CHINA, Nankin (*Pic*: type), Haining (*J. J. Walker*), Shan-hai-kwan (*F. M. Thomson*), Shanghai (*Mus. Brit.*).

Found in numbers by Commander Walker at Haining. A small Anthiciform insect, obscure ferruginous in colour, the elytra nigro-piceous, with a transverse, rufous, post-basal fascia; the posterior femora and tibiae (but not the

tarsi) in part black; the vestiture brownish, fine, and close, that on the metasternum and elytral fascia cinereous or white; the apical three joints of the antennae rather stout, 9 and 10 a little longer than broad; the elytra shining, transversely depressed below the base, somewhat roughly punctulate, and also finely punctato-striate down the anterior half of the disc. Length 3-4 mm. The type was probably somewhat abraded. *M. japonica*, Harold, from Japan, is an allied non-fasciate form.

12. *Macratria fumosa*.

? *Macratria fumosa*, Pasc., Journ. Ent. i, p. 56 (1860).

Macratria rubroapicata, Pic, L'Échange, xix, p. 120 (1903).

Hab. INDIA, Dacca.

The insect from Dacca in the Pascoe collection, supposed to be the type of *M. fumosa*,* is very like *M. nankinea*, Pic, from which it differs in having the elytra rufescent at the apex, and much more distinctly punctato-striate, the prothorax more dilated anteriorly, and the occipital groove deeper. Pascoe, however, says nothing about the broad black elytral fascia, but his description agrees in other respects. The length given is $2\frac{1}{4}$ lin.

13. *Macratria dichroa*, n. sp.

Elongate, narrow, shining, clothed with rather long, decumbent, whitish hairs, which are uniseriately arranged down each of the elytral interstices; rufous, the head in the middle above, the eyes, a very broad post-median fascia on the elytra (extending forwards along the suture and outer margin to the base), the posterior femora and tibiae (the knees excepted), and the abdomen in part, black or piceous, the mouth-parts, palpi, antennae (the infusate joints 9-11 excepted), anterior and intermediate legs, and posterior tarsi testaceous. Head transverse, well developed behind the moderately large eyes, subtruncate at the base, minutely punctate, the occipital groove short; antennae rather short, slender, joints 9-11 thickened, 9 and 10 about as broad as long. Prothorax convex, longer than broad, oval, a little wider than the head, slightly dilated on each side at the base behind the transverse groove; scabroso-punctate. Elytra moderately long, rather narrow, wider than the prothorax, subparallel in their basal half; conspicuously striato-punctate, the interstices faintly costate externally

* It bears the MS. name *adamsi* in his handwriting.

and closely punctulate. Legs rather short, stout, the femora strongly clavate.

Length $3\frac{1}{5}$ mm. (σ ?)

Hab. BENGAL, Sarda (*F. W. Champion*).

One specimen, in very fresh condition, recently received from one of my sons resident in India. Very like the insect assumed to be the type of *M. fumosa* (= *rubro-apicata*, Pic), and similarly coloured; but much smaller, less robust, and more shining, the head, antennae, and prothorax shorter, the prothorax more rounded (less compressed) at the sides anteriorly, the elytra without a dense patch of white hairs on the disc below the base (conspicuous in the *Dacca* insect, but not mentioned by Pascoe), the tibial spurs smaller. Compared with *M. linita*, from Ceylon, the present species has much shorter antennae, a more transverse, darker head, a wholly red prothorax, and differently coloured elytra.

14. **Macratria pallipes.** (Plate LXIV, figs. 17, σ , prothorax in profile; 17a, anterior leg, σ .)

? *Macrarthrius pallipes*, Motsch., Bull. Mosc. xxxvi, 1, p. 489 (1863) (*nec* Fairm., Ann. Soc. Ent. Fr. 1888, pp. 364, 365).

σ . Very elongate, shining, clothed above with rather coarse, decumbent, pale brownish hairs, with scattered, fine, erect hairs intermixed, the under surface densely cinereo-pubescent; nigro-piceous, the head obscurely rufescent, the palpi, mouth-parts, antennae, and legs (a broad black patch towards the apex of the posterior femora, and the infusate basal joint of the posterior tarsi, excepted) testaceous. Head rather small, as long as broad, considerably developed behind the large eyes, rounded at the sides posteriorly, sparsely, minutely punctate, the occipital groove deep; antennae slender, joints 9–11 thickened, 9 and 10 not much longer than those preceding, 11 about one-half longer than 10. Prothorax a little wider than the head, long, oval, strongly attenuate anteriorly, obliquely compressed on the flanks posteriorly (the setose hind angles thus appearing prominent), densely scabroso-punctate, the basal groove complete. Elytra much wider than the head, long, subparallel; sparsely punctulate, and also somewhat coarsely punctato-striate to near the apex, the interstices a little raised. Legs very long, the femora strongly clavate.

σ . Prothorax narrower, less rounded at the sides, rapidly narrowed

from the middle forward, and with a very deep, long, oblique, smooth furrow on each side of the disc anteriorly, the two grooves extending upward and there separated by a narrow cariniform backward prolongation of the apical portion of the pronotum; anterior tibiae compressed and somewhat broadly widened, concave beneath, sinuous within, and obliquely truncated at the tip; basal joint of anterior tarsi much thickened.

Length (with head extended) $5\frac{1}{2}$ –6, breadth $1\frac{1}{5}$ – $1\frac{1}{2}$ mm. (♂ ♀.)

Hab. CEYLON, Nuwara Elia [Nura Ellia] (type), Bogawantalawa, alt. 4900–5200 ft. (*G. Lewis*).

The above description is taken from two pairs captured by Lewis. Motschulsky's diagnosis would apply to the ♀, except that he gives the length as 2 lines only; but as his type was from a not very distant locality, it may belong to the same species? The structure of the ♂-prothorax is remarkable, the very deep, oblique, smooth furrow on each of the antero-lateral portions of the disc appearing at first sight to be due to some injury. Fairmaire's *M. pallipes*, Motsch. (1888), (*M. tonkinea*, Fairm. in litt.), from Tonkin, cannot be the same species.

15. *Macratria punctigera*, n. sp.

Moderately elongate, shining, sparsely clothed with rather long, decumbent, brownish-cinereous hairs; black, the antennae, mouth-parts, palpi, and tarsi (joint 1 of the posterior pair excepted) testaceous or obscure testaceous, the knees reddish. Head large, broad, rounded at the sides posteriorly, truncate and emarginate at the base, sparsely, minutely punctate; eyes very large, rounded, somewhat prominent; antennae slender, joints 9–11 elongated and thickened, 11 nearly as long as 9 and 10 united; maxillary palpi with a moderately long, cultriform apical joint. Prothorax very little longer than broad, convex, oval, narrower than the head, obliquely compressed on the flanks posteriorly, rather sparsely punctate, the basal groove deep. Elytra much wider than the head, moderately long, very gradually narrowing from the base; rather coarsely punctato-striate to near the apex, the apical portion closely punctate, the interstices narrow, somewhat convex, and very sparsely punctulate, the interstitial puncturing becoming coarser and regularly uniseriate at the sides. Pygidium rounded at tip. Femora moderately clavate. Basal joint of anterior tarsi not very stout, that of the posterior pair about half the length of the tibia.

Length $4\frac{3}{4}$ mm. (♂?)

TRANS. ENT. SOC. LOND. 1916.—PART II. (DEC.) P

Hab. BORNEO, Retuh, Sarawak (*G. E. Bryant*: 17. v. '14).
 One specimen. An isolated form, with a shining black, sparsely pubescent body, slender, testaceous antennae, a large, broad head, large, rounded, prominent eyes, a comparatively short, ample prothorax, and rather coarsely, conspicuously punctato-striate elytra, the outer interstices of which are regularly uniseriate-punctate.

16. *Macratria flavipalpis*, n. sp.

Elongate, narrow, shining, sparsely clothed with fine, adpressed, cinereous hairs; black, the palpi, mouth-parts, antennae, tarsi, and anterior tibiae in part, testaceous, the rest of the legs infusate, the reddish knees excepted. Head about as long as broad, much developed behind the comparatively small eyes, gradually arcuately narrowed posteriorly, closely, finely punctate, subtruncate and feebly emarginate at the base; antennae moderately long, slender, joints 9-11 elongated and stouter than those preceding, 11 a little longer than 10; joints 2 and 3 of the maxillary palpi very broad, 4 elongate, stout, cultriform. Prothorax narrow, elongate-oval, attenuate in front, feebly, obliquely compressed on the flanks posteriorly, the basal groove sharply defined; closely, rather coarsely punctate. Elytra much wider than the prothorax, moderately long, subparallel in their basal half; closely, finely punctate, and also with rows of coarser punctures to near the apex, the interstices finely subcostate externally. Legs rather stout, the femora strongly clavate, the basal joint of the anterior tarsi thickened.

Length $4\frac{2}{5}$ mm. (♂ ♀?)

Hab. PHILIPPINE IS., Mindanao, Isabela (*Semper*).

Two specimens. Separable from *M. bicincta* and *M. semperi*, apart from colour differences, by the smaller, less elongate eyes, the relatively broader basal portion of the head, the shorter apical joint of the antennae, etc. Compared with the more nearly allied *M. flavicornis*, from Assam, the present species is less robust, and has a more coarsely punctate, less attenuate head, a longer and stouter apical joint to the maxillary palpi, a narrower, less densely punctate prothorax, and narrower, more finely punctured elytra.

17. *Macratria flavicornis*, n. sp.

Elongate, moderately robust, shining, sparsely clothed with fine, adpressed, brownish-cinereous hairs, the vestiture of the under surface cinereous; black, the mouth-parts, antennae, anterior tarsi,

the tips of the other tarsi, and the anterior tibiae at the apex, flavo-testaceous, the knees rufescent. Head rather small, as long as broad, convex, rapidly narrowed behind the moderately large eyes, sparsely, minutely punctate, with a short, deep occipital groove; terminal joint of the maxillary palpi comparatively short, securiform; antennae very slender, rather short, joints 9-11 thickened, 11 about as long as 9 and 10 united, the latter elongate-triangular. Prothorax oblong-oval, convex, attenuate in front, slightly wider than the head, feebly, obliquely compressed on the flanks posteriorly, densely, roughly punctate, the basal groove deep. Elytra moderately long, much wider than the prothorax, very gradually narrowed from the base, closely, finely punctate, conspicuously striato-punctate to near the apex, the interstices subcostate externally. Legs rather stout; basal joint of anterior tarsi much thickened, that of the posterior pair arcuate.

Length 5 mm. (♀?)

Hab. ASSAM, Patkai Mts. (*Doherty*).

One specimen. Very like *M. nigerrima*, differing from it in the much smoother, shorter head, the larger eyes, the flavo-testaceous, shorter, very slender antennae, with the last three joints thickened, the shorter, pallid maxillary palpi, the conspicuously striate elytra, the pallid anterior tarsi, etc.

18. *Macratria major*.

? *Macratria major*, Pic, *Le Naturaliste*, 1897, p. 182.

♂. Very elongate, robust, rather narrow, subopaque (till denuded), the head shining, thickly clothed with adpressed yellowish hairs, the head and antennae with scattered, erect or projecting, bristly hairs, the hind angles of the prothorax with a single long seta; brown or reddish brown, the head and the apex of the elytra rufescent, the antennae, palpi, mouth-parts, and legs (the posterior pair in part excepted) testaceous. Head long, obconic, at the base very little wider than the neck, deeply sulcate down the middle posteriorly, with a few minute widely scattered punctures (appearing almost smooth when denuded); eyes very large, separated by about half their own width; antennae very slender, long, joints 9-11 slightly thickened, 11 nearly as long as 9 and 10 united, the latter scarcely longer than 8. Prothorax very long, oval, about as wide as the head, flattened on the disc, attenuate anteriorly, obliquely compressed on the flanks posteriorly (appearing dilated at the base), densely granulato-punctate, the basal groove deep. Elytra moderately elongate, wider than the prothorax, very slightly narrowed

towards the apex; densely, minutely punctate, and also finely punctato-striate to near the apex, the interstices faintly raised externally. Pygidium emarginate at tip. Legs long, stout; basal joint of anterior tarsi nearly as broad as the tibiae.

Length $6\frac{1}{2}$ mm.

Hab. BORNEO (*Wallace*).

Three males found by Wallace are possibly referable to *M. major*, Pic, from N. Borneo; but there are various discrepancies in the description ("stries presque nulles," etc.), and the length is given as 5–7 mm. The species is recognisable by the long, obconic, sharply sulcate basal portion of the head, the very slender antennae (the outer joints included), the very long, oval, rough prothorax, the finely punctato-striate elytra, etc. It is of about the same size as *M. robusta*, *cirrata*, and *dilaticollis*. The structure of the head is remarkable. In the Museum there is also a specimen from Java (now without a head) that may belong to the same species?

19. **Macratria dilaticollis**, n. sp. (Plate LXIV, fig. 18, ♂.)

Elongate, robust, rather broad, dull (till denuded), the head shining, thickly clothed with long, adpressed, greyish hairs, the head and antennae with scattered, erect or projecting, bristly hairs; reddish-brown or brown, the metasternum darker, the head rufous, the antennae, mouth-parts, palpi, and legs testaceous, the posterior pair in great part, and the extreme bases of the tibiae of the other pairs, more or less infuscate. Head rather large, rounded at the sides posteriorly, subtruncate at the base, sparsely, minutely punctate, the occipital groove deep, short, the eyes very large; antennae long, slender, joints 9–11 elongated and thickened, 11 one-half longer and much stouter than 10, strongly acuminate. Prothorax broader than the head, somewhat flattened on the disc, oval, much narrowed in front and behind, densely, roughly granulato-punctate, the basal groove complete. Elytra very little wider than the prothorax, long, perceptibly narrowing from the base, closely scabroso-punctate, and also finely punctato-striate to near the apex, the interstices obsoletely costate externally. Pygidium emarginate at tip in ♂. Legs long, stout, the femora strongly clavate; basal joint of anterior tarsi much thickened.

Length 6– $6\frac{1}{2}$ mm. (♂ ♀.)

Hab. PERAK (*Doherty*: ♂, type); PENANG (*G. E. Bryant*, 6. xi. '13: ♂ ♀).

Three males and one female. A long, robustly-built, brown insect, with a red head and testaceous limbs (the posterior legs excepted), the prothorax greatly developed, much rounded at the sides, roughly sculptured, and flattened on the disc (so as to appear obsoletely margined laterally), the apical joint of the antennae unusually stout, the eyes very large, the elytra long, finely punctato-striate. This insect is as large as *M. robusta*, Motsch., from Ceylon; but it is more elongate, the elytra are more finely punctate and more distinctly striate, etc. *M. amplithorax*, Pic, from Banguay, may be an allied smaller form.

20. *Macratria cirrata*, n. sp. (Plate LXIV, fig. 19, ♂, head, in profile.)

♂. Elongate, robust, rather narrow, moderately shining (when denuded), thickly clothed with long, adpressed, brownish hairs, the basal portion of the head with long, fine, projecting setae and a matted tuft of curled fulvous hairs in the centre; reddish-brown, the metasternum darker, the head rufescent, the palpi, mouth-parts, antennae, and legs (a blackish patch on the posterior femora, and the infusate posterior tibiae and first tarsal joint, excepted) testaceous. Head long, rather narrow, considerably developed behind the eyes, rounded at the sides posteriorly, very sparsely punctate; occipital groove deep, abruptly limited anteriorly, and interrupted by a transverse, lamelliform prominence, which is partly hidden by the tuft of matted fulvous hairs; eyes extremely large, oval, separated by less than half their own width; antennae somewhat closely set with elongate, projecting, bristly hairs, very slender, moderately long, joint 9 not longer, and very little stouter, than 8 [10 and 11 missing]. Prothorax elongate-oval, slightly broader than the head, flattened and subsulcate on the disc, obliquely compressed on the flanks posteriorly, closely, roughly punctate, the basal groove deep. Elytra elongate, parallel, a little wider than the prothorax; densely scabroso-punctate, and also finely punctato-striate to near the apex, the interstices slightly raised externally. Pygidium feebly emarginate at tip. Legs long, stout; basal joint of anterior tarsi much thickened.

Length $6\frac{1}{4}$ mm.

Hab. PERAK (*Doherty*).

One male. Narrower than *M. dilaticollis*; the prothorax oblong, shallowly sulcate to near the apex, and with the sides feebly rounded; the head much longer, and

with the occipital groove interrupted in ♂ by a transverse prominence, which is almost hidden by a tuft of fulvous hairs; the antennae more hirsute and very slender, the terminal joints (apparently) scarcely stouter; the eyes longer and more approximate; the elytra parallel.

21. *Macratria rubiginosa*, n. sp.

Very elongate, robust, shining, sparsely clothed with long, adpressed, fulvous hairs, the head and prothorax with a few intermixed, erect, bristly hairs; uniformly ferruginous or obscure ferruginous, the tarsi paler. Head rather long, obconic, at the base much wider than the neck, deeply sulcate down the middle posteriorly, very sparsely, finely, the inter-ocular space more closely, punctate; eyes very large, separated by about their own width; antennae long, rather stout, joints 9–11 thickened and elongated, 11 in ♂ fully as long as 9 and 10 united, in ♀ slightly shorter. Prothorax a little wider than the head, ovate, flattened and obsoletely canaliculate on the disc, obliquely compressed on the flanks posteriorly (appearing dilated at the base), densely granulato-punctate, the basal groove deep. Elytra long, rather broad, subparallel (♀) or very gradually narrowing from the base (♂); sparsely punctulate, and also finely punctato-striate to near the apex, the interstices feebly raised externally. Legs long, stout; basal joint of anterior tarsi much thickened.

Length $5\frac{3}{4}$ – $6\frac{1}{5}$ mm. (♂ ♀.)

Hab. PERAK (*Doherty*).

Four specimens. A large, robust, shining, sparsely pubescent, ferruginous insect, with an obconic, basally sulcate head, rather stout antennae, an ovate, roughly punctate, obsoletely canaliculate prothorax, and sparsely punctulate, punctato-striate elytra. Compared with the species here identified as *M. major*, Pic, the head and prothorax are shorter, the head is less narrowed posteriorly, the antennae are stouter, the elytral interstices are much smoother, and the vestiture is not nearly so abundant.

22. *Macratria rufescens*, n. sp.

Elongate, rather narrow, shining, sparsely clothed with long, adpressed, fulvous hairs, the head and prothorax with a few intermixed, erect, bristly hairs; obscure ferruginous or brown, the legs and antennae ferruginous. Head rather long, rounded at the sides posteriorly, sparsely, finely punctate, the occipital groove broad, deep, the eyes very large, distant; antennae long, moderately

slender, joints 9–11 elongated and thickened, 11 nearly as long as 9 and 10 united. Prothorax oval, about as wide as the head, obliquely compressed on the flanks posteriorly, the basal groove deep; densely, roughly punctate, obsoletely canaliculate towards the base. Elytra long, wider than the prothorax, subparallel; finely punctulate, and also rather coarsely punctato-striate to near the apex, the narrow interstices subcostate. Legs long; basal joint of anterior tarsi much thickened.

Length $4\frac{3}{4}$ –6 mm.

Hab. BURMA, Ruby Mines (*Doherty*).

Three specimens, probably including the two sexes. Narrower than *M. rubiginosa*, from Perak; the head rounded at the sides posteriorly, wider at the base, and with a much broader occipital groove; the elytra more coarsely punctato-striate, with narrower and more raised interstices.

23. *Macratria nilgirica*, n. sp.

Very elongate, narrow, somewhat depressed, shining, thickly clothed with fine, adpressed, brownish or cinereous pubescence; obscure ferruginous or reddish-brown, the head rufescent, the prothorax and metasternum sometimes infusate, the palpi, antennae, and legs testaceous, the femora and tibiae sometimes reddish, the posterior tibiae and first tarsal joint more or less infusate, the posterior femora often nigro-maculate on their inner face. Head oblong, considerably developed behind the moderately large eyes, rounded at the sides posteriorly, closely, minutely punctate, the occipital groove short, deep; antennae long, slender, joints 9–11 thickened, 9 and 10 moderately elongated, together in ♀ about as long as 11, the latter in ♂ three times as long as 10. Prothorax elongate-oval, attenuate in front, feebly, obliquely compressed on the flanks posteriorly, densely scabroso-punctate, the basal groove complete. Elytra long, much wider than the prothorax, subparallel in their basal half; closely, minutely punctate, and also finely punctato-striate to near the apex, the interstices obsoletely costate externally. Legs long; basal joint of anterior tarsi much thickened in both sexes.

Length $4\frac{1}{5}$ – $5\frac{1}{2}$ mm. (♂ ♀.)

Hab. INDIA, Nilgiri Hills (*H. L. Andrewes*).

Nine specimens, all females but two, three with the posterior femora nigro-maculate. A very elongate, narrow, somewhat depressed, finely pubescent, reddish-brown or ferruginous insect, with the head oblong and considerably developed behind the eyes, the elytra subparallel and finely

sculptured, the antennae entirely testaceous, with the apical joint much longer in ♂ than in ♀. The eyes are smaller and the elytra longer than in the somewhat similar *M. dentipes* from Macassar, etc. Two of Mr. Andrewes' Indian *Macratræ* were described by Fairmaire in 1896, both from Belgaum, and both unique, but they cannot be very nearly related to *M. nilgirica*.

24. *Macratræ neoguineensis*.

? *Macratræ rubriceps*, var. ? *neoguineensis*, Pic, Ann. Mus. Genova, xl, p. 601 (1900).

Elongate, robust, dull, the head shining, densely clothed with fine, adpressed, brownish-cinereous pubescence, that on the elytra partly concealing the sculpture; piceous, the head, the prothorax indeterminately in front, and the metasternum in part, rufescent, the labrum, palpi, antennae (the three or four infusate outer joints excepted), and legs (the slightly infusate tibiae and basal joint of the posterior pair excepted), testaceous or flavo-testaceous. Head large, broad, rounded at the sides behind, subtruncate and very feebly notched in the centre at the base, densely, minutely punctate; eyes very large, distant; antennae long, slender, joints 9-11 thickened and greatly elongated, 9 and 10 equal, 11 much longer than 10. Prothorax oblong-oval, about as wide as the head, obliquely compressed on the flanks posteriorly, the basal groove almost obsolete in the middle; very densely scabroso-punctate. Elytra moderately long, much wider than the prothorax, gradually narrowing from the base; very densely, minutely punctate, and also finely punctato-striate to near the apex, the interstices subcostate externally. Pygidium entire. Legs stout; basal joint of anterior tarsi much thickened.

Length 5 mm. (♂ ♀?)

Hab. NEW GUINEA, Salwatty (*Wallace*), Ramoi (*L. M. d'Albertis*: type).

Two specimens from Salwatty, acquired by the British Museum in 1862, are perhaps referable to the form named as above by Pic, and doubtfully included by him under *M. rubriceps*. They agree with *M. fulvipes*, Pasc., from Macassar, in having very densely punctate, distinctly striate, closely pubescent elytra, a rough prothorax, etc.; the head, however, in the present insect is larger, more rounded at the sides posteriorly, broadly truncate behind, and rufous in colour, and the elytra are less narrowed posteriorly. *M. rubriceps* is said to have the elytra

“modice punctatis,” whatever that may mean? The occipital groove is short and shallow in the Salwatty examples.

25. *Macratria semperi*, n. sp.

Moderately elongate, robust, rather narrow, the ♀ broader, shining (when denuded), somewhat thickly clothed with brownish pubescence; nigro-piceous or piceous, the head rufescent, the palpi, antennae, mouth-parts, and tarsi (the basal joint of the posterior pair excepted) testaceous, the femora and tibiae more or less infuscate in ♂, those of the anterior and intermediate legs testaceous in ♀. Head large, about as wide as the prothorax, narrowly extended behind the greatly developed oval eyes, arcuately narrowed posteriorly, closely punctate, the occipital groove short and shallow; maxillary palpi broad, joint 4 very stout; antennae long, slender, joints 9–11 stouter and elongated, 11 nearly equalling 9 and 10 united. Prothorax ample, oblong-oval, feebly, obliquely compressed on the flanks posteriorly, the basal groove conspicuous; densely, somewhat roughly punctate. Elytra much wider than the prothorax, comparatively short, subparallel in their basal half; closely, finely punctate, and also closely punctato-striate to near the apex, the interstices subcostate externally. Pygidium slightly emarginate at tip in ♂. Legs stout, the basal joint of the anterior and intermediate tarsi much thickened, that of the anterior pair nearly as broad as the tibia in ♂.

Length 4–4½ mm. (♂ ♀.)

Hab. PHILIPPINE IS., Bohol and Samar (*Semper*).

Three specimens. This is one of several species of *Macratria* found by Semper in the Philippines; it differs from the immaculate variety of *M. bicincta*, Mars., in having the head rufous and much less developed behind the eyes, the prothorax less attenuate in front, and the apical joint of the antennae not greatly elongated in ♂. The subparallel, more sparsely punctate elytra, the broader maxillary palpi, the red head, and the more slender antennae separate *M. semperi* from *M. fulvipes*, Pasc.

26. *Macratria pallidicornis*.

Macratria pallidicornis, Pasc., Journ. Ent. i, p. 55 (1860).

Macratria pallidicornis, var. *distinctipes*, Pic, Ann. Mus. Genova, xl, p. 792 (1901).

Hab. BORNEO (*Mus. Brit.*: type), Mt. Matang and Kuching in Sarawak (*Bryant*, xi. and xii. '13), Peugaron

(*Doherty*); MENTAWEI (*Modigliani*: var.); SUMATRA, Padang (*Modigliani*: var.), Merang (*Doherty*); PERAK (*Doherty*); JAVA, Soekaboemi (*Bryant*, 4. iv. '09); ASSAM, Patkai Mts. (*Doherty*).

A variable and widely distributed insect. It is recognisable by the rather coarse, somewhat abundant vestiture, with scattered intermixed erect hairs, at least on the head and prothorax, those at the hind angles of the latter clustered into a conspicuous projecting tuft in fresh specimens, the elytra, too, with slightly longer hairs along the striae, giving a lineate appearance to the surface, this being especially noticeable in most of the examples from Assam. The body varies in colour from reddish-brown to nigropiceous, the head being usually rufescent. The head is large and broad, truncate and feebly emarginate at the base, very sparsely punctulate; the eyes are oval, and very large in ♂; the antennae are testaceous, slender, joints 9–11 elongated and slightly thickened, 11 nearly as long as 9 and 10 united; the prothorax is convex, narrow, not wider than the head, roughly sculptured; the elytra are moderately long, gradually narrowed posteriorly, closely, finely punctate, and with rows of rather large punctures separated by narrow distinctly raised interstices; the legs are testaceous, the posterior femora and tibiae often more or less annulate or maculate with black, all the femora strongly clavate, the basal joint of the anterior tarsi much thickened. The Assam specimens have slightly smaller eyes than the rest, but they cannot be separated from them. It is not impossible that Pic may have incorrectly identified *M. pallidicornis*, Pasc., his *M. crassipes*, from Borneo, and its var. *brunnescens* from Sumatra, coming suspiciously near, to judge from the descriptions.

27. **Macratria dentipes**, n. sp. (Plate LXIV, fig. 20, ♂, anterior tibia.)

Elongate, narrow, shining, thickly clothed with fine, adpressed, brownish-cinereous pubescence; ferruginous, the palpi and antennae, and the femora and tarsi in part, testaceous. Head as long as broad, well-developed behind the very large, oval eyes, rounded at the base, closely, minutely punctate, the occipital groove short, deep; antennae very slender, joints 9–11 elongated and moderately thickened, 11 much longer than 10. Prothorax elongate-oval, barely as wide as the head, attenuate in front, feebly, obliquely

compressed on the flanks posteriorly, densely, finely, punctate, the basal groove complete. Elytra moderately long, subparallel, wider than the prothorax, closely, minutely punctate, and also finely punctato-striate to near the apex, the interstices almost flat. Pygidium subtruncate at the tip. Femora strongly clavate. Anterior tibiae of ♂ armed with a sharp triangular tooth towards the middle, and also very feebly, subangularly dilated midway between the tooth and the apex. Basal joint of anterior tarsi subcylindrical.

Length 4-4 $\frac{1}{4}$ mm. (♂ ♀.)

Hab. MACASSAR (*ex coll. Pascoe*, ♂); CELEBES (*ex coll. Bowring*, ♀).

Described from two specimens, the Macassar ♂ being taken as the type; a female, with a more rounded head and slightly rougher elytra, from Mindanao, may also belong to the same species? The sharply dentate anterior tibiae of the male are characteristic. *M. dentipes* cannot be identified with *M. obscuripes* (1912)* or *M. testaceicornis* (1901), Pic, from Celebes, nor is it referable to *M. fulvipes*, Pasc., from Macassar. Compared with *M. pallidicornis*, Pasc., the present insect is narrower and less robust, the head is much smaller, the prothorax and elytra are more finely punctate, the prothorax wants the long, projecting, bristly hairs on each side of the base, the elytra are subparallel, and the vestiture is finer and more uniform.

28. *Macratria celebensis*, n. sp.

♂. Elongate, narrow, shining, clothed with fine, adpressed, pale brownish hairs; obscure ferruginous, the antennae, palpi, and legs (the tibiae and first tarsal joint of the posterior pair excepted) testaceous. Head very large, broad, truncate and emarginate at the base, sparsely, minutely punctate; eyes large, oval; antennae long, slender, joints 9-11 elongated and thickened, 11 nearly as long as 9 and 10 united. Prothorax long, oval, narrow, strongly attenuate anteriorly, densely scabroso-punctate, obsoletely canaliculate, the basal groove deep. Elytra moderately long, subparallel in their basal half, finely punctulate, and also finely punctato-striate on the disc to about the middle, the interstices almost flat. Pygidium subtruncate at tip. Legs long, stout, the femora strongly clavate; anterior tibiae much thickened, the basal joint of anterior tarsi also widened.

Length 4 $\frac{1}{2}$ mm.

* Nec *M. obscuripes*, Pic, from New Guinea (1900).

Hab. CELEBES (*ex Bowring*).

One male, somewhat abraded, found amongst the insects received from Bowring in 1858, mounted on the same card with a female here referred to *M. dentipes*, which (even in ♂) has a very much smaller and narrower head, a less elongate prothorax, etc. A female (?) from the same island (*ex Bowring*, 1863), with the prothorax and elytra broader, and in great part piceous, the head not quite so wide, and the prothorax less attenuate anteriorly, may belong to the same species? This second example seems to come near *M. obscuripes*, Pic (1912), from Toli Toli, Celebes, but the latter is said to have a long head, a definition inapplicable to the insect before me.

29. *Macratria vicina*.

Macratria vicina, Pic, Le Naturaliste, 1896, p. 159.

Hab. PERAK [type]; PENANG (*G. E. Bryant*).

M. vicina cannot be identified amongst the numerous *Macratriae* before me from Perak,* but an example captured by Mr. Bryant at Penang in Nov. 1913, may belong to it, at least one other member of the genus (*M. dilaticollis*) being common to the two places. The Penang insect is very like *M. pallidicornis*, Pasc.; but it is more elongate, the pubescence is finer, the eyes are smaller, rather prominent, and more rounded, the prothorax is less convex and densely scabroso-punctate, and the elytra are longer, subparallel, and more finely punctato-striate, the interstices costulate externally, the striae thus appearing sharply defined.

30. *Macratria robusta*.

Macrarthrius robustus, Motsch., Études Ent. vii, p. 67 (1858); Bull. Mosc. xxxvi, 1, p. 489 (1863).

Hab. CEYLON, Colombo.

The type of this species was from Colombo, whence I have seen two examples found by Mr. Bryant on May 19th, 1908, and there is a very large ♀ of it in the Museum (*ex coll. Murray*) labelled "Ceylon." A large, robust form, dark reddish-brown in colour, with the palpi, antennae, and legs (the tibia and first-tarsal joint of the posterior pair

* One of Doherty's captures at this locality, *M. instriata*, Pic (1915), a small shining black form, with testaceo-fasciate, non-striate, elytra, is not represented in the material before me.

excepted) ferruginous; the pubescence long, with scattered erect setae intermixed; the head broad, closely punctate, truncate at the base, with a shallow occipital groove extending forward as far as the posterior margin of the eyes, the latter rounded and moderately large; the antennae rather slender, with joints 9–11 thickened and much elongated, 11 a good deal longer than 10; the prothorax ample, oval, roughly sculptured, faintly canaliculate; the elytra shining, subparallel, moderately elongate, roughly punctate, and also substriate on the basal half of the disc; the legs long, stout. Length 5–6½, breadth 1⅓–1⅔ mm.

31. *Macratria marginata*, n. sp.

Moderately elongate, somewhat depressed, shining, sparsely clothed with yellowish adpressed hairs; obscure ferruginous, the head rufescent, the antennae, legs, elytra, and abdomen testaceous, the elytra with the suture and sides indeterminately infusate. Head long, narrow, well-developed behind the very large eyes, rounded at the sides posteriorly, sparsely, minutely punctate, the occipital groove short, deep; antennae slender [joints 9–11 missing]. Prothorax oblong-oval, narrow, about as wide as the head, obliquely compressed on the flanks posteriorly, densely scabroso-punctate, the basal groove complete. Elytra long, relatively broad, subparallel; sparsely, minutely punctate, and also shallowly punctato-striate to beyond the middle, the interstices narrow, subcostate on the disc. Pygidium feebly emarginate at tip. Legs stout, the femora strongly clavate.

Length 5 mm. (♂?)

Hab. PERAK (*Doherty*).

One specimen, somewhat imperfect. Recognisable by the long, narrow, rufescent head and prothorax; the slender, pallid antennae; the relatively broad, subparallel, shining, punctato-striate, testaceous elytra, with the suture and sides darker; and the stout, pallid legs. *M. limbata*, Pic, from Sumatra, must be somewhat similarly coloured, except that the reddish longitudinal elytral stripe appears to be narrower and better defined.

32. *Macratria setigera*, n. sp.

Elongate, robust, shining, clothed with fine, adpressed, greyish pubescence, the elytral striae each with a row of longer hairs, the upper surface also set with scattered, long, erect, fine, pallid setae;

piceous, the prothorax in part and the head entirely reddish, the palpi, mouth-parts, antennae, and legs testaceous, the posterior femora and tibiae infusate. Head about as wide as the prothorax, well developed behind the moderately large eyes, rounded at the sides posteriorly, sparsely, minutely punctate, the occipital groove broad, deep; antennae moderately long, slender, joints 9–11 stouter and elongated, 11 nearly as long as 9 and 10 united. Prothorax convex, narrow, elongate-oval, obliquely compressed on the flanks posteriorly, the basal groove complete; densely scabroso-punctate. Elytra moderately elongate, rather broad, subparallel in their anterior half; densely, minutely punctate, and also punctato-striate to near the apex, the interstices flat and set with an irregular row of scattered setigerous punctures similar to those of the striae. Legs stout; basal joint of anterior and intermediate tarsi much thickened, that of the posterior pair curved.

Length 5 mm. (♀?)

Hab. INDIA, Darjeeling (*G. Rogers*).

One specimen, received by the Museum in 1906. Distinguishable by the scattered, intermixed, erect setae on the upper surface, those on the elytra arising from conspicuous punctures on the flattened interstices, suggestive of those of many Lagriids (*Statira*, etc.). The general coloration resembles that of *M. nigripennis*, Pic, from Kandy, Ceylon. The only Himalayan *Macratria* recorded is *M. harmandi*, Pic, from Sikkim, which must be a very different insect.

33. *Macratria longipennis*, n. sp.

Very elongate, shining, rather sparsely clothed with long, fine, decumbent, brownish hairs; black, the mouth-parts, palpi, joints 1–6 of the antennae in part, and legs rufo-testaceous or ferruginous. Head as long as broad, much developed behind the comparatively small eyes, and arcuately narrowed posteriorly, sparsely, finely punctate, the occipital groove short, shallow; antennae long, rather stout, joints 9–11 thickened and elongated, 11 much longer than 10. Prothorax convex, narrow, elongate-oval, attenuate in front, obliquely compressed on the flanks posteriorly, the basal groove deep, closely granulato-punctate. Elytra much wider than the prothorax, very long, subparallel, transversely depressed below the base; somewhat coarsely, rather sparsely, confusedly punctate, without definite impressed lines on the disc (the sutural and submarginal striae excepted), the interspaces smooth and shining. Legs long,

the femora strongly clavate; basal joint of anterior tarsi rather narrow, subcylindrical.

Length 6 mm. (♀?)

Hab. BURMA, Ruby Mines (*Doherty*).

One specimen. A very elongate, shining, black form, with red legs, a sparsely punctured, oblong head, comparatively small eyes, rather stout, long antennae, a long, narrow, roughly punctured prothorax, and elongate, confusedly punctate, sparsely pubescent, subparallel elytra. *M. instriata*, Pic, from Perak (*Doherty*), may be an allied smaller form, with testaceo-fasciate elytra.

34. *Macratria nigerrima*, n. sp.

Elongate, robust, shining, clothed with fine, adpressed, fuscous pubescence, with scattered, intermixed, erect, brown hairs, the vestiture of the under surface cinereous; black, the mandibles, tarsi, and antennae obscure rufo-testaceous, the antennae becoming darker towards the tip, the palpi nigro-piceous. Head rather long, obliquely narrowed behind the comparatively small eyes, closely, finely punctate, with a short, deep, occipital groove; antennae moderately long, gradually thickened outwards, joints 9 and 10 a little longer and stouter than 8, subequal, 11 about the length of 9 and 10 united in ♀, slightly longer in ♂. Prothorax oblong-oval, convex, attenuate in front, not or very little wider than the prothorax, obliquely compressed on the flanks posteriorly, densely granulato-punctate, the basal groove deep. Elytra moderately long, subparallel (♀) or very gradually narrowed from the base (♂), much wider than the prothorax, transversely depressed below the base, densely granulato-punctate throughout, with indication of faint irregular striae on the anterior half. Pygidium rounded at apex. Legs stout; basal joint of anterior tarsi much thickened, that of the posterior pair curved.

Length $5\frac{1}{4}$ – $6\frac{1}{2}$ mm. (♂ ♀.)

Hab. BURMA, Ruby Mines (*Doherty*).

Three specimens. An elongate, robust, fusco-pubescent, black insect (the antennae and tarsi excepted), with roughly sculptured prothorax and elytra, a much smoother, finely punctate, posteriorly narrowed head, rather small eyes, a deep occipital sulcus, and the antennal joints 9 and 10 together about the length of 11. The subconical head, dark legs, rougher sculpture, etc., separate *M. nigerrima* from *M. longipennis*.

35. *Macratria atricolor*, n. sp.

Elongate, narrow, shining, sparsely clothed with adpressed brown and cinereous hairs; black, the mouth-parts, the antennae in part (joints 9–11 excepted), and tarsi (joints 1 and 2 of the posterior pair excepted) testaceous, the palpi more or less infusate, the knees reddish. Head as long as broad, convex, much developed behind the rather small eyes, rounded posteriorly, sparsely, minutely punctate, the occipital groove short, deep; antennae long, slender, joints 9–11 elongated and thickened, 11 much longer than 10, slightly shorter in ♀ than in ♂. Prothorax about as wide as the head, convex, oblong-oval, obliquely compressed on the flanks posteriorly, roughly granulato-punctate, the basal groove deep. Elytra long, much wider than the prothorax, very gradually narrowed from the base, subparallel in ♀; somewhat coarsely, confusedly punctate, without definite impressed lines on the disc (the sutural and submarginal striae excepted), the interspaces smooth and shining. Legs long, the femora strongly clavate; basal joint of anterior tarsi moderately thickened.

Length 4–5 mm. (♂ ♀.)

Hab. BURMA, Ruby Mines (*Doherty*).

Six specimens. This is one of three closely allied forms found by Doherty in the same district. Compared with *M. longipennis*, it is smaller and less elongate, the elytra are more closely and a little more coarsely punctate, the antennae are much more slender, and the femora and tibiae are infusate or black. Less robust, smaller, and narrower than *M. nigerrima*, the elytra not so densely punctate (with smooth, flattened interspaces between the punctures), the antennae more slender, the head smoother, the tarsi in great part testaceous.

36. *Macratria pumilio*, n. sp.

Moderately elongate, somewhat flattened above, subacuminate posteriorly, feebly shining (when denuded); thickly clothed with very fine, adpressed, brownish and cinereous pubescence, the entire upper surface very densely punctulate; nigro-piceous, the palpi, mouth-parts, antennae (the infusate terminal three joints excepted), and tarsi (joint 1 of the posterior pair excepted) testaceous or obscure testaceous. Head short, broad, rounded at the base, without occipital groove above; eyes large, distant, depressed; antennae short, slender, joints 9–11 thickened, 9 about as long as broad, 10 transverse, 11 ovate. Prothorax oval, about as long as broad, as

wide as the head, widest before the middle, the basal groove shallow, incomplete. Elytra a little wider than the head, comparatively short, rapidly narrowed from the middle, conjointly rounded at the apex, transversely depressed below the base, the usual impressed lines (the sutural and submarginal striae excepted) barely indicated. Legs short; femora strongly clavate; basal joint of anterior tarsi moderately thickened.

Length $2\frac{1}{10}$ – $2\frac{1}{4}$ mm.

Hab. BORNEO, Pengaron (*Doherty*).

Two specimens, possibly sexes, one being broader than the other. A minute form, with the general facies of an *Anthicus*. It appears to be nearest allied to *M. anthicoides*, Fairm., from Madagascar, and *M. pygmaea*, Pic, from Balabac Isl., near Borneo. The very dense punctuation of the upper surface, the close, fine pubescence, the broad head, the abruptly widened, comparatively short terminal three joints of the antennae, the non-striate dorsum of the elytra, etc., separate *M. pumilio* from all the other species of the genus here enumerated, the following excepted.

37. *Macratria parvula*, n. sp.

Moderately elongate, rather dull (till denuded), the head shining, thickly clothed with fine, adpressed, brownish and cinereous pubescence; nigro-piceous, the mouth-parts, palpi, antennae, and legs (the partly infusate posterior pair excepted) testaceous or rufo-testaceous. Head nearly or quite as broad as the prothorax, transverse, rounded at the base, densely, minutely punctate, the occipital groove just indicated in the middle behind, the eyes large, distant; antennae rather short, slender, joints 9–11 abruptly thickened, 9 about as broad as long, 10 a little shorter, 11 acuminate-ovate. Prothorax oblong-oval, densely scabroso-punctate, the basal groove shallow, incomplete. Elytra moderately long, much wider than the head, gradually narrowed from the base, conjointly rounded at the tip; densely scabroso-punctate, and shallowly, but distinctly striate. Legs short, stout; femora strongly clavate; basal joint of anterior tarsi moderately stout.

Length $2\frac{1}{2}$ – $2\frac{4}{5}$ mm.

Hab. PHILIPPINE IS., Luzon and Alabat (*Doherty*).

Three specimens. This is the Philippine representative of the Bornean *M. pumilio*, from which it differs in the rather robust build and more elongate general shape, the longer antennae, with more acuminate apical joint, the

shining head, and the shallowly, but distinctly striate elytra, the elytra themselves narrowed from the base.

Australian Species.

38. *Macratria erythrocephala*, n. sp.

Moderately elongate, narrow, shining, thickly clothed with rather coarse, adpressed, cinereous pubescence; nigro-piceous, the head, the basal and apical margins of the prothorax, and the base, humeri, and suture of the elytra, ferruginous or rufo-testaceous, the mouth-parts, antennae, and legs testaceous, the terminal antennal joint slightly infusate. Head broad, transverse, polished, very sparsely, minutely punctulate, the eyes moderately large, the occipital groove wanting; antennae short, slender, joints 9-11 thickened, 9 and 10 subtriangular, very little longer than broad, 11 acuminate-ovate. Prothorax as wide as the head, slightly longer than broad, margined at the base, the hind angles extending a little outwards; densely, rugulosely punctate. Elytra comparatively short, narrowing from a little below the humeri, wider than the prothorax, transversely depressed below the base; roughly, confusedly punctate, obsolete striate on the basal portion of the disc, the fine sutural and submarginal striae present. Legs short, stout, the femora strongly clavate.

Length $2\frac{1}{3}$ mm. (♂?)

Hab. AUSTRALIA, Kew on the Yarra River, Victoria (*H. J. Carter*).

One specimen. This minute form approaches the Bornean *M. pumilio* and the Philippine *M. parvula*, differing from them in the rufo-testaceous, polished head, the rougher puncturing of the prothorax and elytra, the rufous base and suture of the latter, and the entirely pale legs. *M. banghaasi*, Pic, from N.S. Wales, seems to be an allied form. The example described was sent me by Mr. Carter as *M. australis*, King (the type of which was from Gawler, S. Australia), an insect said to resemble a *Dircaea*, and to have indistinct olivaceous spots on the prothorax and elytra, the legs and antennae castaneous, etc.

39. *Macratria macrophthalma*, n. sp.

♂. Elongate, narrow, shining, thickly clothed with long, decumbent, brownish hairs, with a few erect hairs intermixed; fuscous, the palpi, mouth-parts, antennae, and legs (the slightly infusate tibiae

and first tarsal joint of the posterior pair excepted) testaceous. Head large, feebly developed behind the eyes, rounded at the sides posteriorly, truncate at the base, closely, minutely punctate, with a short, deep occipital groove; eyes extremely large, oval, coarsely faceted, somewhat narrowly separated anteriorly; antennae slender, long, joints 9-11 elongated and moderately thickened, 11 nearly as long as 9 and 10 united. Prothorax as wide as the head, long, oval, obsolete canaliculate, densely granulato-punctate, the basal groove shallow. Elytra moderately long, very gradually narrowing from the base; closely punctulate, and also punctato-striate on the disc, the interstices subcostate externally. Ventral segment 5 broadly sulcate down the middle. Legs long, the femora strongly clavate; basal joint of anterior tarsi about as broad as the tibia, that of the posterior pair elongate and feebly curved.

Length 5 mm.

Hab. N. QUEENSLAND, Kuranda (*G. E. Bryant*, 18. xi. '09).

One male. Amongst the seven described Australian members of this genus (one only of which is known to me, *M. victoriensis*, Blackb.) the present species seems to be nearest allied to *M. intermedia*, Lea, from Cairns, which is a smaller insect (length $3\frac{1}{2}$ mm.), and has the head longer than wide, etc. The extremely large, oval, coarsely faceted eyes, the large head, and the narrowly subcostate, punctato-striate elytra are the chief characters of *M. macrophthalma*.

40. *Macratria carteri*, n. sp.

Elongate, shining, thickly clothed with rather coarse brownish pubescence; piceous, the head and elytra dark brown, the fifth ventral segment ferruginous, the antennae and mouth-parts, and the anterior and intermediate legs, testaceous, the posterior pair with the femora nigro-piceous and the tibiae and tarsi more or less infusate. Head as long as broad, well-developed behind the very large eyes, closely, minutely punctate, the occipital groove short and deep; antennae long, not very slender, joints 9-11 thickened, 9 and 10 elongate, equal, 11 nearly as long as 9 and 10 united. Prothorax longer than broad, slightly wider than the head, oval, sharply marginal and dilated at the base; densely scabroso-punctate, unimpressed. Elytra long, subparallel, much wider than the prothorax; conspicuously punctato-striate, the interstices subcostate externally and closely punctate. Legs long, rather stout, the femora strongly clavate, the basal joint of the anterior tarsi much widened.

Length $5-5\frac{1}{5}$ mm.

Hab. NEW SOUTH WALES, National Park, Sydney (*H. J. Carter*).

Three specimens, one (apparently ♂) now without a head, sent me by Mr. Carter as *M. (Anthicus) aberrans*, Macl. (the type of which was from Gayndah), an insect described as opaque, with the elytra scarcely wider than the prothorax, the legs pale red, etc. Compared with the nearly allied *M. macrophthalma*, from N. Queensland, the eyes are not so large (the head thus appearing more developed behind them), the antennae are stouter, the posterior femora in great part black, etc. *M. pallidiceps*, Pic, from N.S. Wales, *M. intermedia*, Lea, from Cairns, and *M. analis*, Lea, from Tamworth, must all be different from the present insect.

41. *Macratria duboulayi*, n. sp.

Moderately elongate, feebly shining (till denuded), thickly clothed with fine, adpressed, fulvo-cinereous pubescence; reddish-brown, the head rufescent, the palpi, mouth-parts, antennae, and legs testaceous, the tibiae a little darker than the femora and tarsi. Head transverse, rounded at the sides posteriorly, truncate at the base, closely, minutely punctate, the occipital groove short and very shallow, the eyes moderately large and somewhat prominent; antennae slender, joints 9–11 elongated and thickened, 11 as long as 9 and 10 united. Prothorax a little broader than the head, oval, strongly rounded at the sides and much narrowed behind, obsolete canaliculate on the disc, obliquely compressed on the flanks posteriorly, densely, finely scabroso-punctate, the basal groove shallow. Elytra moderately long, very gradually narrowing from the base, densely punctulate, and also shallowly, minutely punctato-striate on the disc, the interstices obsolete costate externally. Legs stout, the femora strongly clavate; basal joint of anterior tarsi nearly as broad as the tibia.

Length 4 mm. (♂?)

Hab. W. AUSTRALIA, Champion Bay (*Duboulay, ex coll. F. Bates*).

One specimen, in perfect condition, found many years ago by Duboulay. This species, to judge from the brief description, seems to be related to *M. (Anthicus) aberrans*, Macl., from Gayndah, Queensland. It may be known from the described Australian forms by its reddish-brown colour, the very densely punctulate, feebly shining, closely pubescent surface, the transverse head, the strongly rounded

sides of the prothorax, the very finely and shallowly punctato-striate elytra, and the stout legs.

South African Species.

42. *Macratria permagna*, n. sp.

♀. Elongate, comparatively broad, robust, feebly shining (when denuded), thickly clothed with fine, adpressed, pale brownish hairs, some of which are uniseriately arranged on the almost obsolete elytral striae; reddish-brown, the eyes black, the legs ferruginous, with the tibiae, first tarsal joint, and the posterior knees infusate, the palpi and antennae (the infusate joints 9–11 excepted) rufo-testaceous. Head rather long, oval, densely, finely punctate, the occipital groove moderately deep and extending forward as far as the posterior margin of the eyes, the latter very large; antennae slender, not very long, joints 9–11 thickened, 9 and 10 triangular, longer than broad, 11 much longer than 10. Prothorax longer than broad, wider than the head, oblong-oval, slightly dilated at the sides behind the basal groove; densely, roughly punctate, and obsoletely canaliculate. Elytra long, subparallel, much wider than the prothorax; densely, finely, rugulosely punctate, and with rows of intermixed slightly coarser punctures extending from the base to near the apex, these latter bordered internally down the anterior half by an irregular line of minute asperities or granules. Fifth ventral segment angularly produced in the middle at the tip. Legs stout, the posterior tarsi comparatively short, the penultimate joint of each tarsus strongly lobed.

Length $8\frac{1}{5}$, breadth $2\frac{1}{5}$ mm.

Hab. NATAL, Durban (*H. W. Bell Marley*).

One specimen, received by the Museum in 1903. Larger and more robust than *M. canaliculata* (= *maxima*), Pic, from Brazil, *M. grandis*, Pic, from New Guinea, and *M. robusta*, Motsch., from Ceylon. Compared with *M. rugulipennis*, from Salisbury, apart from the very much larger size, it may be separated by the less dilated post-ocular portion of the head, the broader, less ovate prothorax, and the finer granulation of the elytra, the seriate punctures on which are scarcely distinguishable till the insect is viewed in profile.

43. *Macratria rugulipennis*, n. sp.

Elongate, robust, shining, rather sparsely clothed with long, adpressed greyish hairs, with a few erect hairs intermixed; reddish-

brown, the head rufescent, the palpi, mouth-parts, antennae (the infusate terminal three joints excepted), femora (the tip of the posterior pair excepted), and tarsi in great part, testaceous, the tibiae all more or less marked with black. Head oblong, well developed behind the large, rounded eyes, arcuate at the sides posteriorly, closely, minutely punctate, the occipital groove extending some distance forward; antennae long, slender, joints 9-11 elongated and thickened, 9 not much longer than those preceding, 11 nearly twice as long as 10. Prothorax long, ovate, a little wider than the head, much narrowed behind, obliquely compressed on the flanks posteriorly, densely, roughly scabroso-punctate, the basal groove complete. Elytra moderately long, much wider than the prothorax, subparallel in their basal half; roughly punctate, and also with rows of rather coarse punctures on the disc, the interstices narrow, somewhat raised, asperate. Pygidium emarginate at tip. Legs long, very stout, the posterior pair rather shorter in proportion than usual, the femora strongly clavate; penultimate joint of each tarsus produced into a long, broad membranous lobe, the basal joint of the anterior pair thickened.

Length $5\frac{1}{2}$ mm. (σ ?)

Hab. MASHONALAND, Salisbury (G. A. K. Marshall, xii. '97).

One specimen, somewhat injured by an *Anthrenus*, but in sufficiently good preservation for description. A reddish-brown, robust insect, with a long head, slender antennae (the terminal three joints excepted), a basally narrowed, ovate, subgranulate prothorax, moderately long, roughly asperato-punctate elytra, and very stout legs, with all the tibiae in part black, and the penultimate tarsal joint strongly lobed. This is one of three species found in S. Africa by Dr. Marshall, all very different from the single recorded representative from that region, *M. mustela*, Pasc., from Natal.

44. *Macratria cordata*, n. sp.

Elongate, rather narrow, dull (till denuded), the head shining, thickly clothed with fine, adpressed, brownish pubescence, the elytra with slightly longer hairs down the striae; reddish-brown, the head red, the antennae, palpi, and legs (a blackish patch on the posterior femora, and the slightly infusate posterior tibiae and first tarsal joint, excepted) rufo-testaceous. Head rather small, narrower than the prothorax, oblong, well-developed behind the rounded eyes, arcuate at the sides posteriorly, sparsely, minutely punctate, with

a short, deep occipital groove; antennae moderately slender, joints 9-11 elongated and thickened, 11 nearly as long as 9 and 10 united. Prothorax long, ovate, obliquely compressed on the flanks posteriorly (the deflexed basal portion appearing prominent laterally), obsolete canaliculate towards the base, densely scabroso-punctate, the basal groove complete. Elytra much wider than the prothorax, subparallel in their basal half; very densely punctulate, and also finely punctato-striate on the disc, the interstices almost flat, sparsely granulate towards the suture. Legs long, the femora strongly clavate; basal joint of anterior tarsi subcylindrical.

Length $4\frac{1}{5}$ -5 mm.

Hab. NATAL, Malvern (*G. A. K. Marshall*, ix. '97).

Two specimens, probably sexes, one being broader than the other. Less robust than *M. rugulipennis*, the head smaller, with shorter occipital groove, the sculpture of the elytra fine and dense, the laterally depressed basal portion of the prothorax rather prominent. The relatively narrow head and the rough subcordate prothorax distinguish *M. cordata* from numerous very similar forms from other regions.

45. *Macratria mustela*.

Macratria mustela, Pasc., Journ. Ent. i, p. 55, pl. 2, fig. 7 (1860).

Hab. NATAL.

Of this species there are five specimens in the Museum (two of them labelled Port Natal), including the type. *M. mustela* may be known by its very elongate, narrow shape, dark coloration (the elytra paler than the prothorax); the dense, fine puncturing of the whole upper surface; the fine, adpressed pubescence; the long head, with conspicuous occipital groove; the rather small, rounded eyes; the somewhat parallel-sided basal portion of the prothorax; and the asperate sculpture of the elytra, on the disc of which rows of slightly coarser punctures are traceable. The apical joint of the antennae is as long as 9 and 10 united in both sexes. The outer joints of each tarsus, and the basal half or more of the antennae, are testaceous.

46. *Macratria ruficollis*, n. sp.

Elongate, narrow, depressed, shining, finely cinereo-pubescent; black, the head nigro-piceous, the prothorax rufous, the palpi,

mouth-parts, antennae (the infusate terminal three joints excepted), the anterior and intermediate legs, and probably the posterior tarsi [which are now wanting] in part, testaceous. Head small, rounded, closely, minutely punctate, without occipital groove; eyes rounded, rather small; antennae short, slender, joints 9-11 abruptly widened, forming a definite club, 9 as long as broad, 10 a little shorter, 11 ovate. Prothorax oblong-oval, as wide as the head, densely, finely scabroso-punctate, the sides becoming sub-parallel towards the base, the basal groove sharply defined. Elytra moderately long, nearly twice as wide as the head, parallel in their basal half; closely, finely, punctate, with an indication of faint impressed lines on the disc, the vestiture appearing uniseriately arranged. Legs short, the femora moderately thickened; basal joint of anterior tarsi about as broad as the tibia.

Length $3\frac{1}{10}$ mm.

Hab. NATAL, Umkomaas R. (*G. A. K. Marshall*).

One specimen, presented to the Museum in 1901. Recognisable by its small size, Anthiciform facies, oblong, rufous prothorax, infusate, rather stout antennal club, small, dark head, and parallel-sided, depressed, obsoletely striate, black elytra. An isolated form.

South American Species.

47. *Macratria complanata*, n. sp.

Moderately elongate, somewhat depressed, feebly shining (till denuded), thickly clothed with fine, adpressed, greyish pubescence; obscure ferruginous, the head red, the antennae, palpi, mouth-parts, and legs (the slightly infusate bases of the femora and the first posterior tarsal joint excepted) testaceous or rufo-testaceous; the entire upper surface densely, very finely punctate. Head rather large, rounded, subtruncate at the base, the occipital groove short, shallow (only visible from behind), the eyes moderately large, rounded; antennae slender, joints 9-11 elongated and thickened, 11 considerably longer than 10. Prothorax elongate-oval, barely as wide as the head, scabrous, the basal groove deep. Elytra comparatively broad, moderately long, gradually narrowed from the base; the very dense, fine sculpture appearing somewhat granulate in places, the disc also with irregular rows of minute punctures, the interstices almost flat, the sutural and submarginal striae sharply defined. Pygidium trifold at the apex. Legs stout, the femora strongly clavate; posterior tibiae compressed, feebly curved; basal joint of the anterior tarsi

moderately thickened, that of the posterior pair curved, not very elongate.

Length 4-4½ mm. (♀?)

Hab. COLOMBIA.

Two specimens, acquired by the Museum in 1844. This species, to judge from the description, must be very closely related to *M. filiformis*, Laf., from Cumana, Venezuela, which is said to have glabrous, shining lines along the elytral striae, the latter without distinct punctures. *M. sericea*, Laf., based upon a single (♂?) example from Nueva Valencia, Colombia, seems to have a longer head, the basal groove of the prothorax almost obsolete, the elytra parallel, etc. The pygidium of the insect described is shaped as in the female of *M. incana*, Champ. (*cf.* B. C.-Am., Coleopt. iv, 2, pl. 9, fig. 9a), but the curved posterior tibiae are suggestive of the male sex.

48. *Macratria canaliculata*.

Macratria canaliculata, Pic, Le Naturaliste, 1896, p. 20.

Macratria maxima, Pic, op. cit. 1902, p. 21.

Hab. BRAZIL [types], San Antonio, Bahia (*Fry*).

Two specimens (♂♀) in the Fry collection, labelled *M. canaliculata*, H. Deyr., doubtless belong to this species, which is one of the largest known members of the genus. They are brown or blackish-brown in colour, with the palpi and antennae, and the legs in part, ferruginous; the vestiture close, long, and adpressed, with scattered long, erect, bristly hairs intermixed; the head broad, subtruncate and deeply cleft at the base; the prothorax broad, arcuately dilated at the sides anteriorly, and much narrowed behind (the laterally depressed basal portion thus appearing prominent), the faint median channel mainly due to the arrangement of the pubescence; the elytra long, subparallel in their basal half, densely, confusedly punctate, not striate; the pygidium feebly emarginate in ♂; the basal joint of the anterior tarsi moderately stout. *M. maxima* is said by Pic to be a dark form of *M. canaliculata* with the median depression of the prothorax obsolete, *e. g.* as in the ♀ from Bahia, the ♂ from the same locality belonging to *M. canaliculata*. The present species is more elongate than *M. robusta*, Motsch., and has a broader, deeply cleft head, an ovate prothorax, more finely punctate elytra, etc. Length 7-8 mm.

49. *Macratria scabrida*, n. sp. (Plate LXIV, figs. 21, ♂, genital armature; 21a, ditto, in profile.)

♂. Elongate, robust, subopaque, thickly clothed with fine, adpressed, brownish-cinereous pubescence, with numerous pallid erect hairs intermixed; nigro-piceous, brownish on the disc of each elytron, anteriorly, the palpi, mouth-parts, antennae, and legs (a patch on the femora, and the tibiae in part, of the posterior pair excepted) ferruginous or rufo-testaceous; the entire upper surface very densely, finely punctate. Head short, transversely subquadrate, broadly truncate at the base, the occipital impression broad, shallow; eyes moderately large, rounded, prominent; antennae rather slender, joints 9-11 thickened and elongated, 9 nearly twice as long as 8, 11 much longer than 10. Prothorax long, subcordate, broader than the head, widest before the middle, obliquely compressed on the flanks posteriorly, the basal portion rather prominent laterally, the basal groove shallow. Elytra much wider than the prothorax, long, narrowed from the base, without definite impressed lines (the sutural stria excepted) on the disc, the minute punctures confluent, the surface appearing uniformly scabrous. Legs stout; basal joint of the anterior tarsi broad, that of the posterior pair not very elongate. Penis-sheath with the dilated outer portion oblong, broad, spoon-shaped, and furnished with a slender, hook-like process at the tip; the lateral lobes of the aedeagus long, hook-like, angularly dilated basally.

Length 5 mm.

Hab. BRAZIL, Rio de Janeiro (*Fry*).

One male, with the remarkable genital armature exposed. Recognisable by the very dense, fine sculpture, the fine pubescence intermixed with long, erect hairs, the reddish limbs, the transversely subquadrate head, the rather prominent eyes, the long, simple, subcordate prothorax, and the posteriorly narrowed, non-striate elytra, the usual submarginal stria being almost obsolete. Compared with the somewhat similar *M. canescens*, Champ., from Mexico, the present species may be separated by the smaller, shorter, more truncate head, with broader occipital impression, the non-seriato-punctate elytra, and the shallower basal groove of the prothorax.

50. *Macratria fissiceps*, n. sp. (Plate LXIV, figs. 22, genital armature; 22a, ditto, in profile.)

♂. Elongate, robust, shining (when denuded), thickly clothed with long, coarse, decumbent, pale brownish hairs, with a few scattered

long, erect, bristly hairs intermixed, the vestiture of the under surface dense and whitish; reddish-brown, the head rufescent, the antennae, palpi, and legs (except the anterior knees, the intermediate and posterior tibiae, a patch on the posterior femora, and the first posterior tarsal joint, which are infusate) testaceous. Head short, broad, densely punctulate, rounded at the base, the occipital groove broad, extending forward to nearly as far as the middle of the eyes, the latter very large; antennae rather short, not very slender, joints 9-11 elongated and thickened, 11 slightly longer than 10; maxillary palpi moderately stout, joint 4 cultriform. Prothorax long, convex, broader than the head, arcuately dilated anteriorly and narrow at the base (thus appearing cordate), densely scabroso-punctate, the basal groove shallow and very near the margin. Elytra shining, long, somewhat convex, subparallel in their basal half; closely punctulate, without definite striae (the sutural and submarginal lines excepted), but with rows of minute punctures down the disc to beyond the middle, the interstices broad, and with a line of minute granules along their outer edge. Legs long, stout; basal joint of anterior tarsi as broad as the tibia. Penis-sheath very long, slender, compressed, blunt at the tip; the lateral lobes of the aedeagus long, slender, acuminate, a long, curved, slender, spiniform process arising from near the base of each of them.

Length 6 mm.

Hab. COLOMBIA, ?Bogota (*ex coll. F. Bates*).

One male. This insect seems to be nearly related to *M. goudoti* and *funcki*, Laf., from Colombia and Venezuela respectively, but it cannot be identified with either of them. Compared with the Central-American *M. princeps*, Champ., the present species is narrower and more convex, and it has the elytra less densely punctate, the prothorax more dilated anteriorly, the head rounded (instead of truncate) behind, and the occipital groove longer. *M. fissiceps* is recognisable from its American allies by the long, convex, cordate prothorax; the short, deeply cleft, basally rounded head; the large eyes; the seriato-granulate, non-striate, shining elytra; and the elongate, robust body. The genital armature is wholly different from that of *M. scabrida* and *incana*, the only American members of the genus as yet dissected by me.

51. *Macratria egaensis*, n. sp.

Elongate, robust, moderately shining, thickly clothed with fine, adpressed, yellowish pubescence; reddish-brown, the head rufescent,

the antennae, palpi, anterior legs (the knees excepted), and the femora and tarsi of the other legs, testaceous or rufo-testaceous; the entire upper surface densely, minutely punctate. Head large, transverse, broadly truncate behind, the occipital groove very deep; eyes rounded, moderately large, distant; antennae rather short, not very slender, joints 9–11 thickened and elongated, 11 nearly as long as 9 and 10 united, 10 a little longer than 9. Prothorax long, almost as wide as the head, oval, much narrowed posteriorly, the lower basal portion but little dilated laterally, the basal groove fine and placed close to the margin, the surface finely scabrous. Elytra rather broad, long, subparallel in their basal half, confusedly punctulate, substriate on the basal half of the disc, without definite series of punctures, the interstices flat. Legs moderately long, the femora strongly clavate; basal joint of anterior tarsi nearly as stout as the tibia.

Length 5 mm. (♂?)

Hab. AMAZONS, Ega (*H. W. Bates*).

One specimen, injured by pinning. Smaller, less robust, and more finely pubescent than *M. fissiceps*; the head truncate behind, and with a shorter and deeper occipital sulcus; the eyes smaller; the prothorax less convex, and less dilated anteriorly; the elytra not so shining and much more densely punctate; the antennae with a longer apical joint. The reddish-brown body, larger head, deeper occipital groove, less rounded sides of the prothorax, and the subparallel, less densely punctate, more shining elytra separate *M. egaensis* from *M. scabrida*.

52. *Macratria truncata*, n. sp.

Elongate, robust, shining, sparsely clothed with rather long, decumbent, cinereous hairs; black, the palpi, mouth-parts, and legs (the bases of the femora, the knees, and the posterior tibiae and first tarsal joint excepted) testaceous, the two basal joints of the antennae fusco-testaceous. Head large, subquadrate, broadly truncate at the base, closely, minutely punctate, the occipital impression almost obsolete, the eyes large; antennae slender, moderately long, joints 9–11 elongated and thickened, 11 one-half longer than 10. Prothorax long, broader than the head, oval, widest anteriorly, obliquely compressed on the flanks posteriorly, the basal portion dilated laterally, the basal groove shallow; densely scabroso-punctate. Elytra wider than the prothorax, long, rather convex, subparallel in their basal half, densely, confluent punctate, without trace of striae (the sutural stria excepted) on the disc. Legs stout,

the femora strongly clavate; basal joint of the anterior tarsi large, fully as broad as the tibia, that of the posterior pair curved and not very long.

Length $5\frac{1}{5}$ mm. (σ ?)

Hab. BRAZIL, Parana (*Fry*).

One specimen. A robust, black, shining, sparsely cinereopilose form, with a transversely subquadrate head, dark antennae, a large, subcordate prothorax, and confusedly punctate, non-striate elytra, the legs stout and in great part testaceous. The basal joint of the anterior tarsus is so much thickened as to appear, at first sight, a continuation of the tibia. *M. truncata* is allied to *M. obsoleta*, Champ., from Costa Rica, from which it differs in the broader, black head, the shorter antennae, the anteriorly dilated prothorax, and the more densely punctured elytra; the posterior femora, too, are infusate at the base and apex only, not at the middle as in *M. obsoleta*.

53. *Macratria crassimanus*, n. sp. (Plate LXIV, fig. 23,
 σ , anterior leg.)

Elongate, shining (when denuded), the prothorax subopaque, thickly clothed with fine, adpressed, fulvous or greyish pubescence, with a few erect hairs intermixed; brown or reddish-brown, the head usually rufescent, the prothorax and metasternum sometimes piceous, the palpi, mouth-parts, antennae, and legs (a large blackish patch on the posterior femora, and the slightly infusate posterior tibiae and first tarsal joint, excepted) testaceous. Head transverse, broadly truncate and feebly emarginate at the base, densely, finely punctate; eyes very large, oval, coarsely faceted; antennae slender, long, joints 9-11 thickened and elongated, 11 one-half longer than 10; maxillary palpi moderately stout, joint 4 cultriform. Prothorax about as wide as the head, oblong-oval, rounded at the sides anteriorly, obliquely compressed on the flanks posteriorly, densely scabroso-punctate, the basal groove shallow. Elytra moderately long, rather broad, subparallel in their basal half; finely, densely, confusedly punctate, with faintly impressed lines on the disc, the usual rows of punctures altogether wanting, the submarginal stria incomplete and only just traceable. Pygidium simple. Legs long, the femora strongly clavate; basal joint of anterior tarsi very stout, wider than the tibia in both sexes.

Length $3\frac{1}{2}$ - $4\frac{3}{4}$ mm. (σ ♀.)

Hab. BRAZIL, Petropolis (*Gray*), Rio de Janeiro, Macahi (*Fry*), Alto da Serra in Sao Paulo (*G. E. Bryant*).

Apparently not uncommon in the neighbourhood of Rio de Janeiro. The numerous specimens before me vary greatly in size, and in the colour of the body, and also to some extent in the intensity of the elytral sculpture, two small males from Macahi having the punctures more scattered and the interspaces smoother. In this species there is no trace of a seriate arrangement of punctures on the disc of the elytra, the basal joint of the anterior tarsi is greatly thickened, the head is broadly truncate at the base, the eyes are large, oval, and coarsely faceted, and the posterior femora are constantly fusco-maculate.

54. *Macratria frontalis*, n. sp.

♂. Moderately elongate, narrow, shining, the prothorax subopaque, the surface sparsely cinereo-pubescent; piceous, paler beneath, the anterior half of the head, the palpi, antennae, and legs testaceous, the rest of the head rufescent. Head transverse, as wide as the prothorax, broadly truncate and unimpressed at the base, closely, minutely punctate; eyes moderately large, not prominent; antennae very slender, moderately long, joints 9–11 elongated and thickened, 11 nearly twice as long as 10. Prothorax elongate-oval, compressed on the flanks posteriorly, densely scabroso-punctate, the basal groove incomplete. Elytra comparatively short, narrowing from the base, closely, finely, confusedly punctate, without impressed lines on the disc, the sutural and submarginal striae excepted. Legs long, the femora clavate; basal joint of the anterior tarsi very stout, wider than the tibia, that of the posterior pair curved; intermediate tibiae feebly sinuate within.

Length 3 mm.

Hab. AMAZONS, Rio Jurua [lower] (*Trail*).

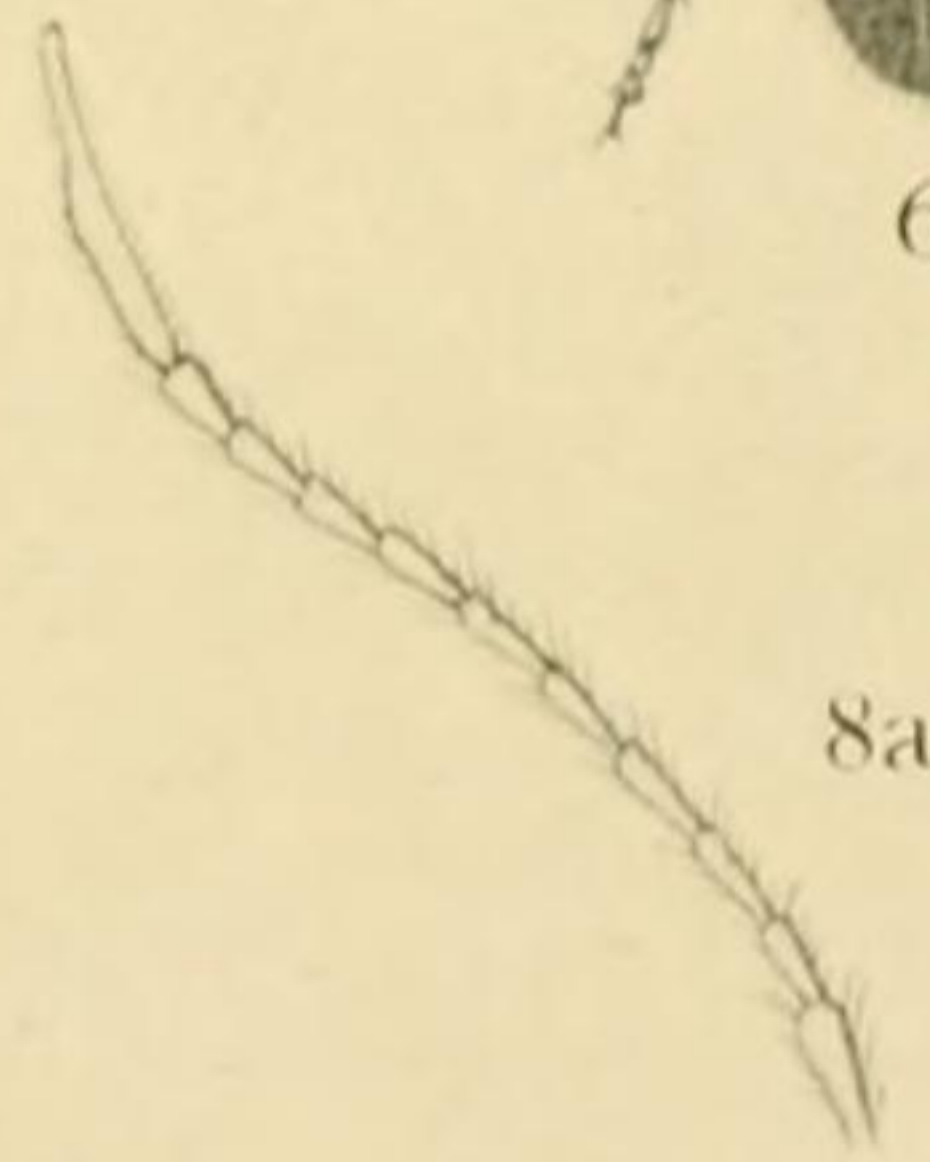
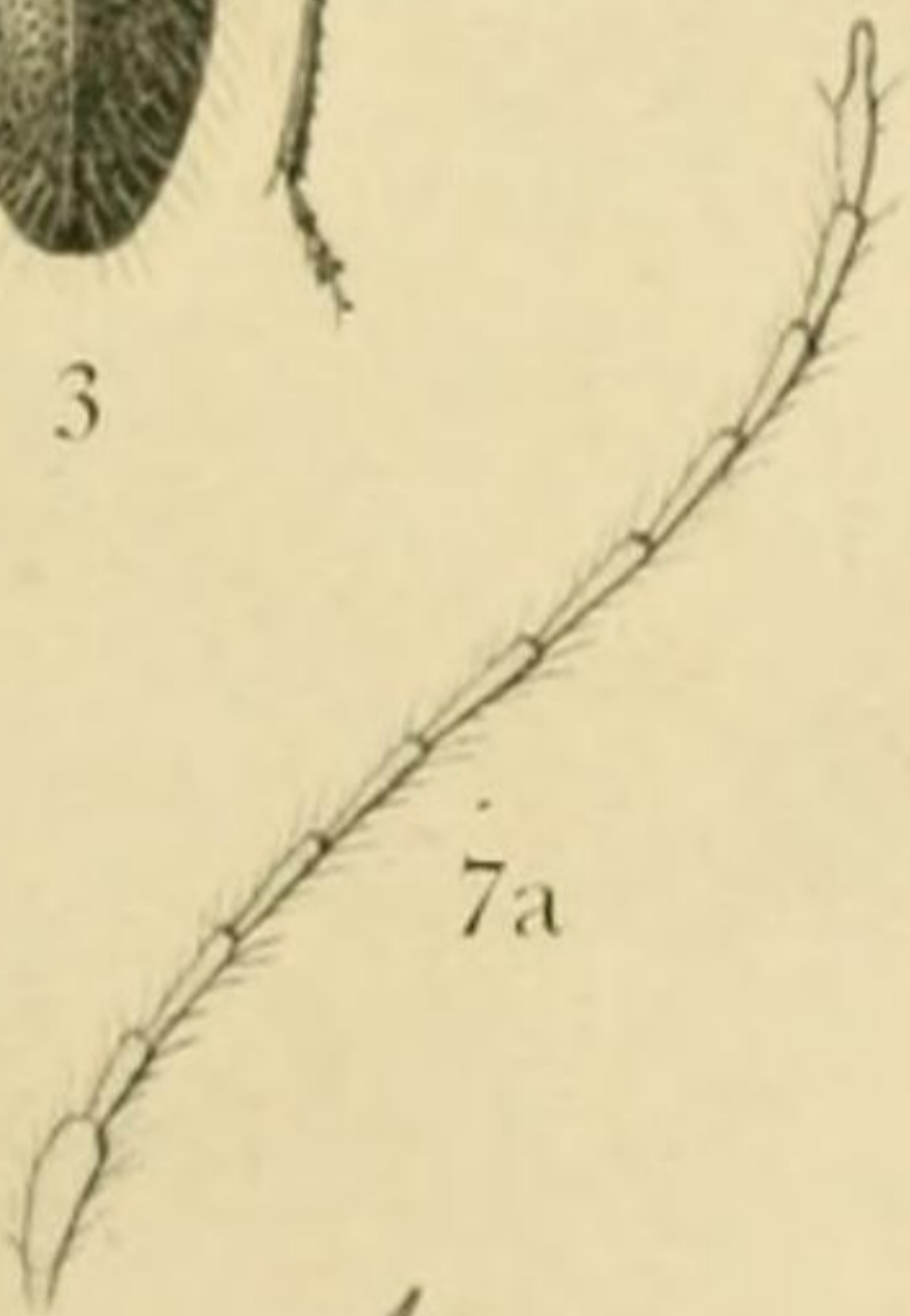
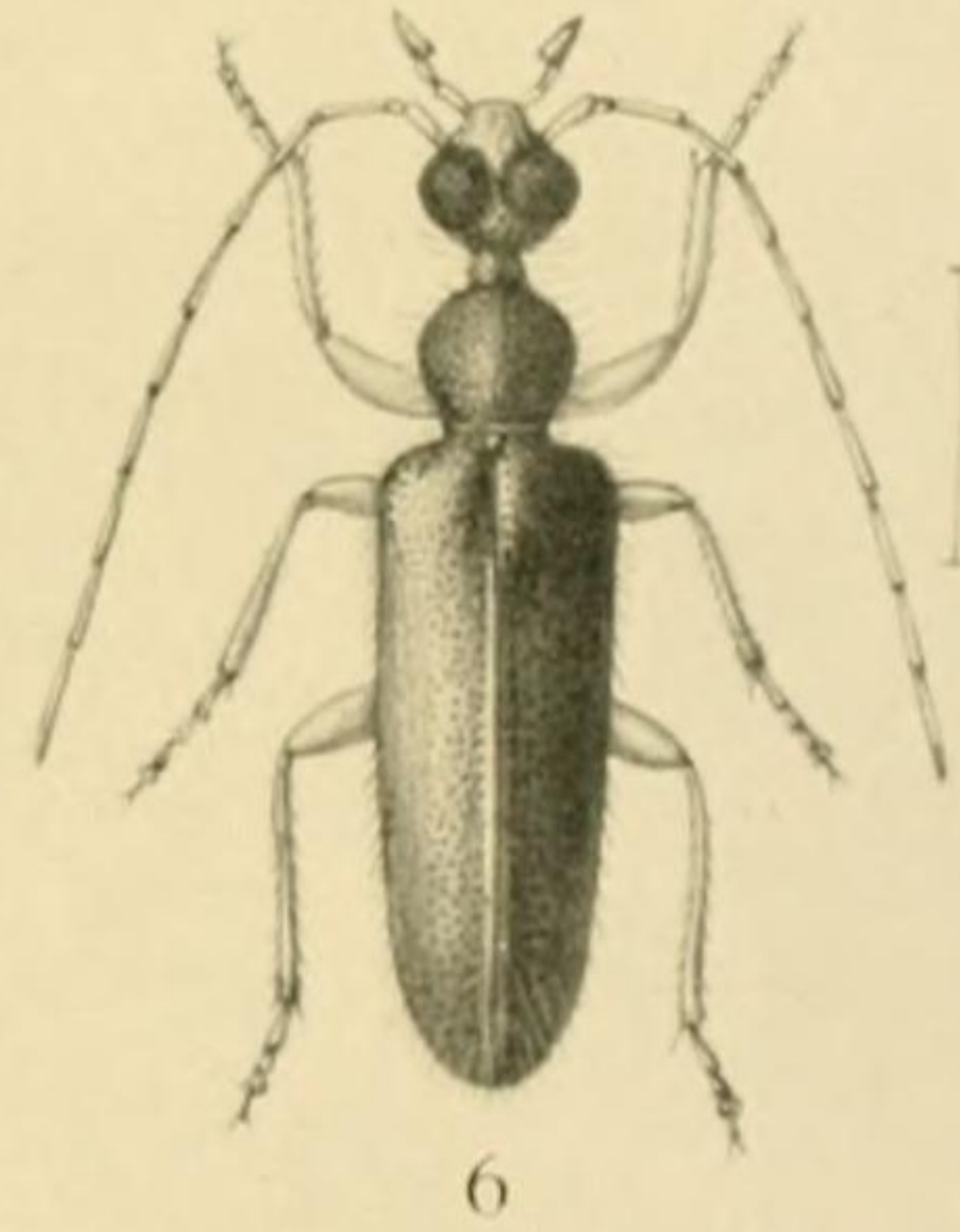
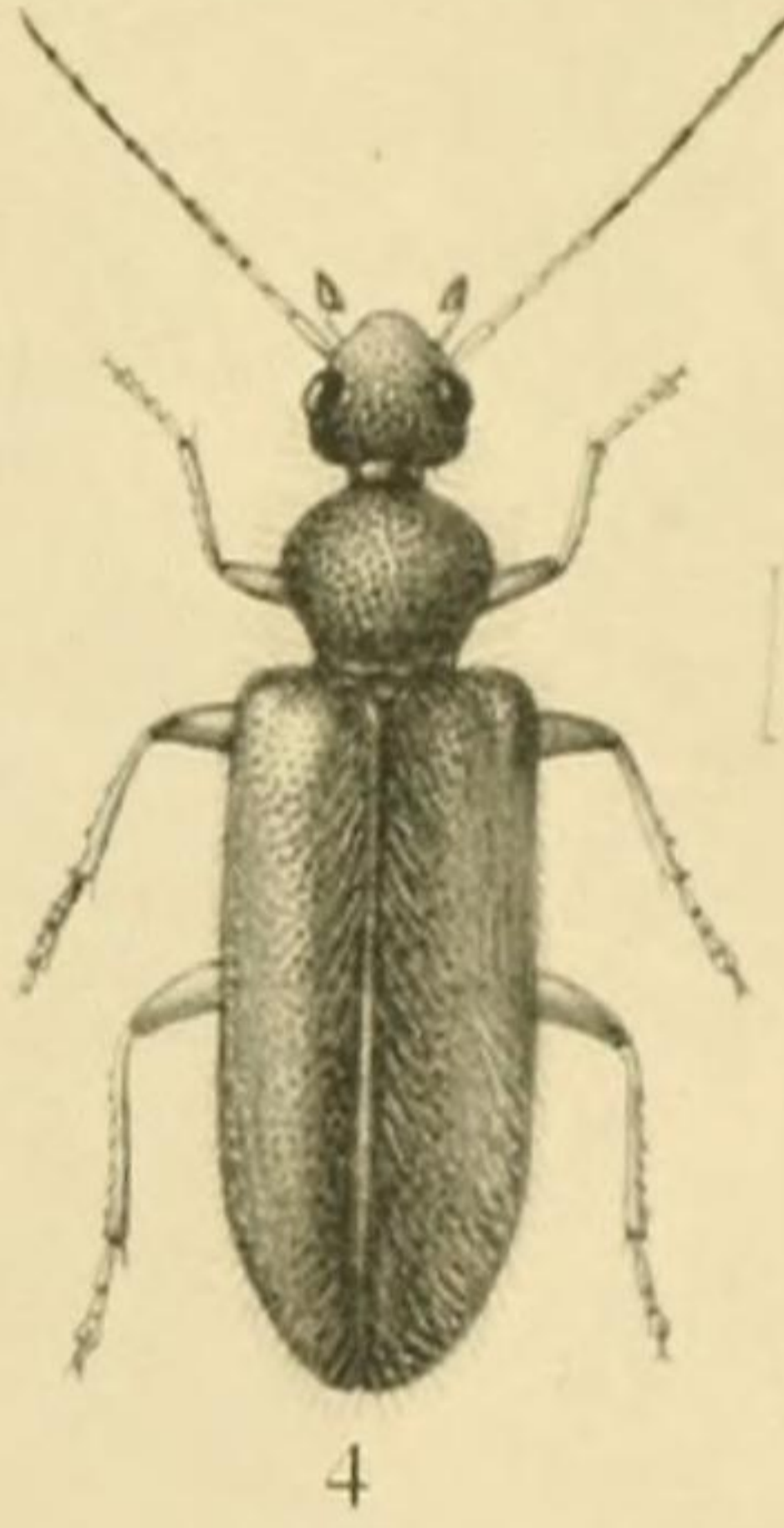
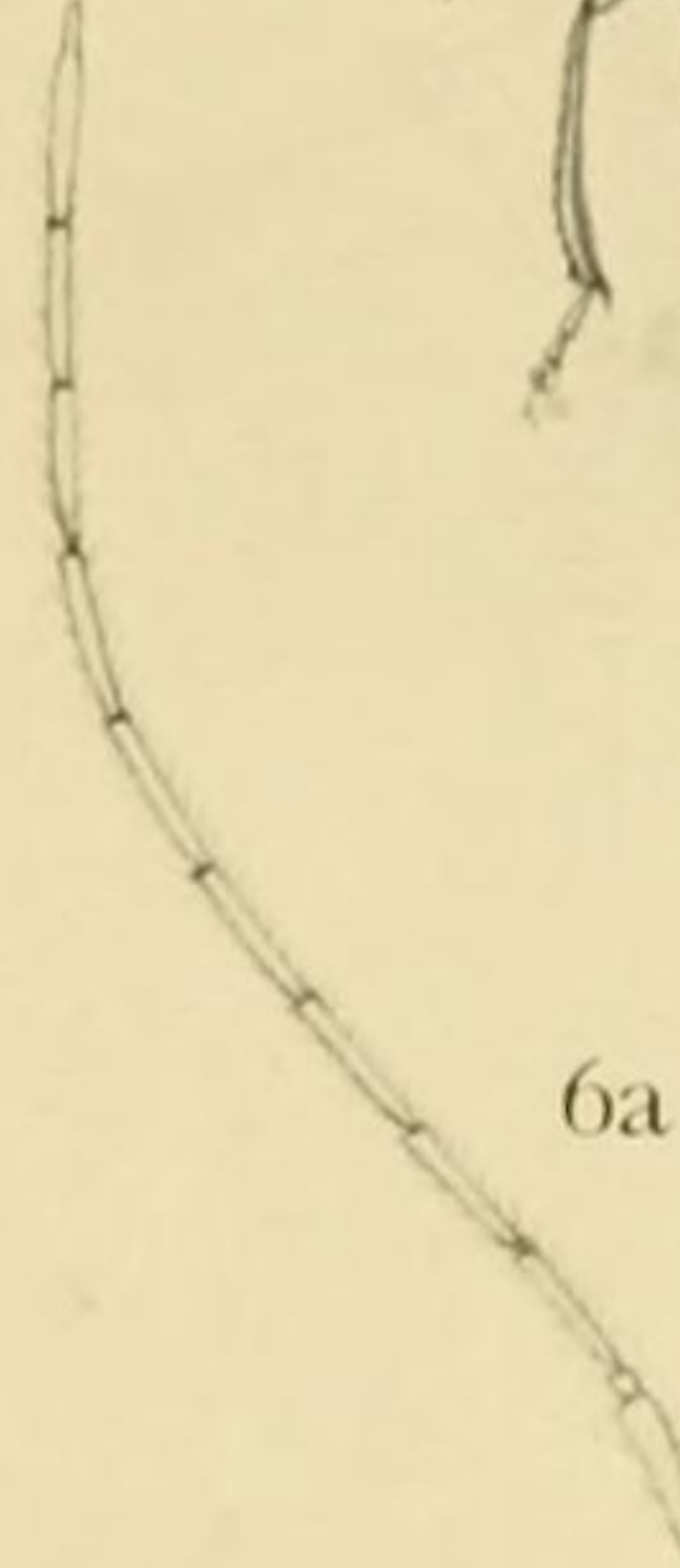
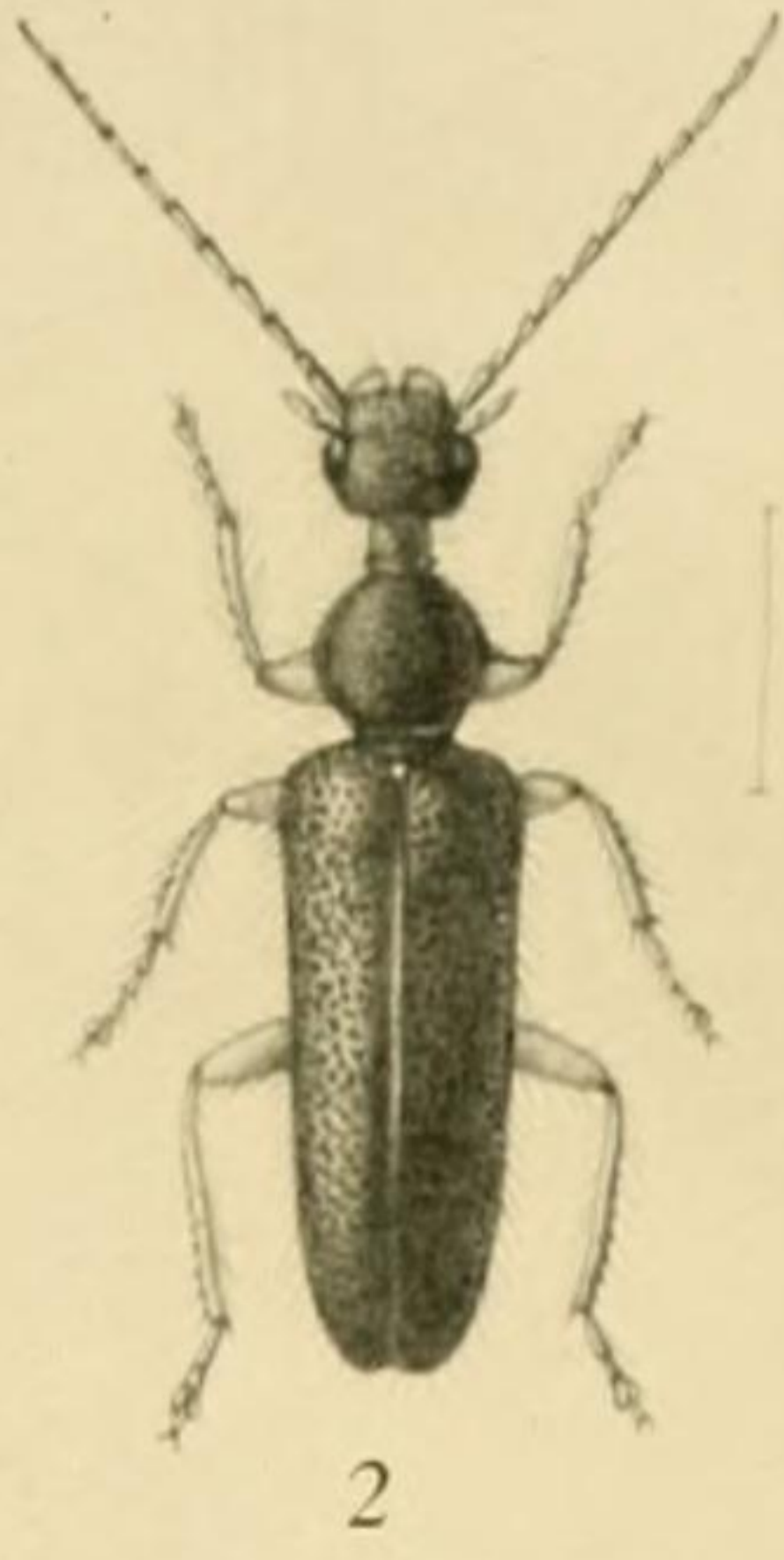
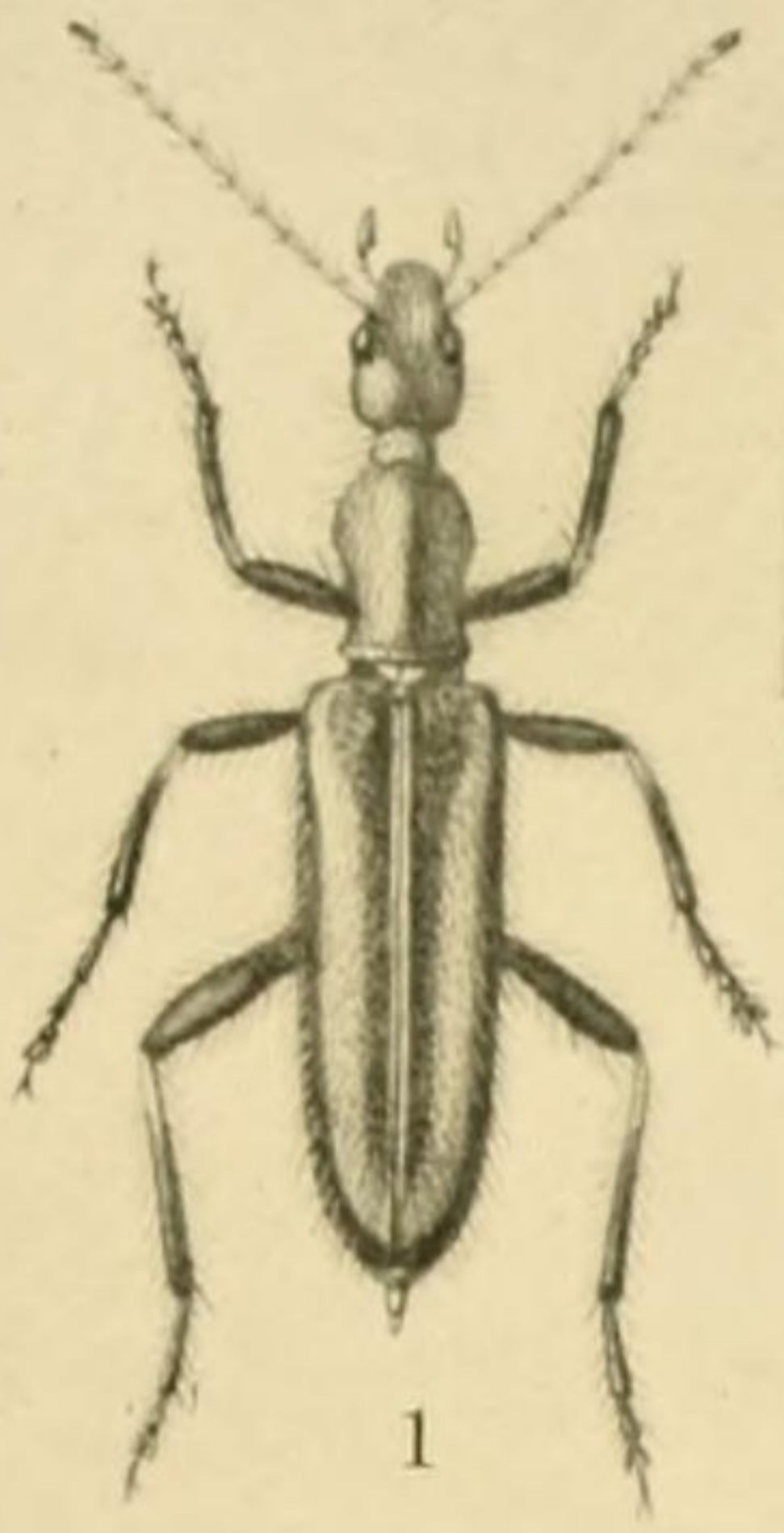
One example, labelled 12–14. xi. '74, received by the Museum in 1897. A small, narrow form, piceous in colour, with the anterior half of the head and the limbs testaceous; the head transverse, and broadly truncate behind; the elytra comparatively short, narrowed from the base, and not striate; the basal joint of the anterior tarsi (♂) greatly widened. The eyes are smaller and less coarsely faceted than in the much larger *M. crassimanus*, the elytra, too, are shorter and not subparallel as in that insect.

EXPLANATION OF PLATES LXIII, LXIV.

[See *Explanations facing the PLATES.*]


EXPLANATION OF PLATE LXIII.

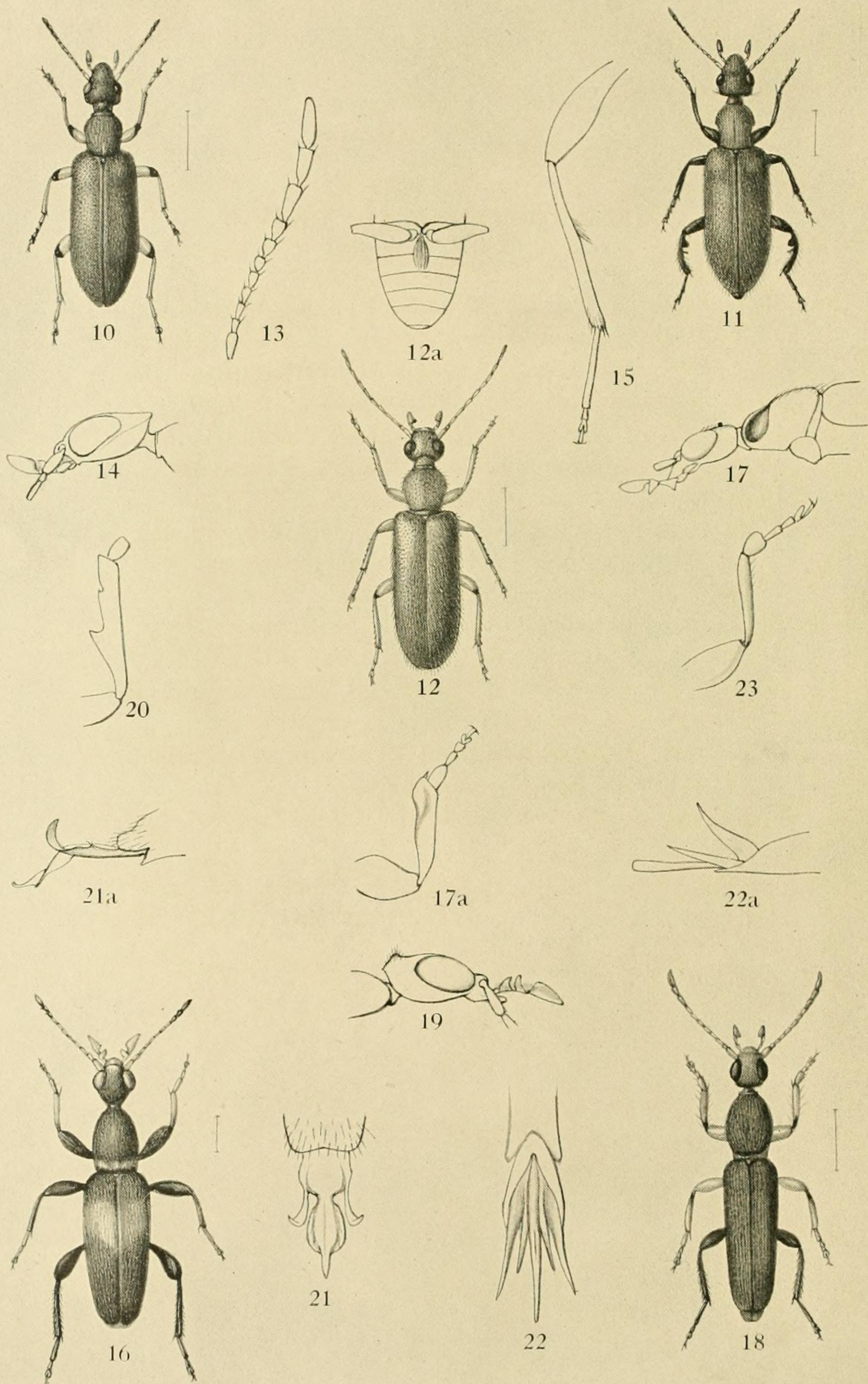
- FIG. 1. ♂. *Egestriomima* (n. gen.) *albilineata*, Carter [Australia];
1a, genital armature, in profile.
- 2 ♂. *Ictistygna adusta*, Pasc., var. *rugosa*, Pic [N.S. Wales].
- 3 ♂, 4 ♀. *Ictistygna biformis*, n. sp. [N.S. Wales].
- 5 ♂. *Ictistygna tenuis*, n. sp. [W. Australia].
- 6 ♂. *Ictistygnina* (n. gen.) *filicornis*, n. sp. [Brazil]; 6a, antenna.
- 7 ♂. *Diacallina* (n. gen.) *multiforis*, n. sp. [W. Africa]; 7a,
antenna.
- 8 ♂. *Diacalla comata*, Pasc. [Australia]; 8a, antenna.
- 9 ♂. *Egestria suturalis*, Pasc. [Australia].



Horace Knight, del.

Andre, Sleight & Anglo, Ltd.





Horace Knight, del.

Andre, Sleigh & Anglo Ltd

NEW AND LITTLE KNOWN PEDILIDAE.

EXPLANATION OF PLATE LXIV.

- FIG. 10 ♂. *Egestrina* (n. gen.) *sulcicollis*, Blackb. [Australia].
11 ♂. *Macratriomima* (n. gen.) *lobigera*, n. sp. [New Guinea].
12 ♂. *Eurygenius scoparius*, n. sp. [Nilgiri Hills]; 12a, abdomen.
13 ♂. *Macratria wallacei*, n. sp. [Waigiou], antenna.
14 ♂. „ *gestroi*, Pic [New Guinea], head, in profile.
15 ♂. „ *giloloana*, n. sp. [Gilolo], posterior leg.
16 ♂. „ *leucozona*, n. sp. [Borneo].
17 ♂. „ *pallipes*, Motsch. [Ceylon], prothorax, in profile; 17a, anterior leg.
18 ♂. „ *dilaticollis*, n. sp. [Perak].
19 ♂. „ *cirrata*, n. sp. [Perak], head, in profile.
20 ♂. „ *dentipes*, n. sp. [Macassar], anterior tibia.
21 ♂. „ *scabrida*, n. sp. [Rio de Janeiro], genital armature; 21a, ditto, in profile.
22 ♂. „ *fissiceps*, n. sp. [Colombia], genital armature; 22a, ditto, in profile.
23 ♂. „ *crassimanus*, n. sp. [Rio de Janeiro], anterior leg.